

STATEMENT OF WARRANTY Hunter Residential & Commercial Irrigation

Hunter Industries Incorporated (“Hunter”) warrants the following products to be free of defects in materials or workmanship under normal use in landscape irrigation applications for the specified period of time outlined below from the original date of manufacture:

ONE YEAR	ROTORS	SRM	MICRO	Micro Sprays, PLD Fittings, Rigid Risers, Air/Vacuum Relief Valves
TWO YEARS	ROTORS	PGP-ADJ, PGJ, HCV	CONTROLLERS	ACC (Legacy), BTT, Hydrowise Controllers (HC, WAND, PHC, HPC, and HCC), I-Core/DUAL (Legacy), NODE, NODE-BT, Pro-C, PSR, ROAM, X2, XC Hybrid, and X-Core
	SPRAYS	PS Ultra, SJ, FlexSG, HSBE	SENSORS	HC Flow Meter (wired and wireless)
	NOZZLES	Spray Nozzles, PCN, PCB, AFB, MSBN	MICRO	ACZ, Accu Sync, PCZ, RZWS, Point-Source Emitters, Tubing, Multi-Port Emitters, IH Risers, MLD, Eco-Indicator, Multi-Purpose Box, Senninger Regulators, PLD-LOC Fittings
	VALVES	PGV	TOOLS	SpotShot
	CENTRAL	IMMS Central Control Products (Legacy), A2C-WIFI, A2C-LAN, A2C-LTE, LANKIT, WIFIKIT, CELLKIT		
THREE YEARS	CONTROLLERS	ROAM XL, EZ Decoder System, EZ-DT	MP ROTATOR	All
FIVE YEARS	ROTORS	PGP Ultra, I-20, I-25, I-40, I-50, I-80, and I-90	CONTROLLERS	ACC2, ICC2, ICD Decoders, ICD-HP
	SPRAYS	Pro-Spray, Pro-Spray PRS30, and Pro-Spray PRS40	SENSORS	Klik Sensors, Flow-Sync, MWS, Solar Sync, Wireless Flow Sensor
	VALVES	HQ, ICV, IBV	MICRO	ICZ, HDL, HDL-COP**, Eco-Mat, Eco-Wrap

If used for agricultural applications, Hunter limits the warranty for valves, sprays, MP Rotator Nozzles, and rotor products to a period of one (1) year from the original date of manufacture. This agriculture limitation supersedes all other warranties expressed or implied. **While the use of copper does not completely remove the chance of root intrusion, it has been shown to assist in its prevention when coupled with proper irrigation scheduling.



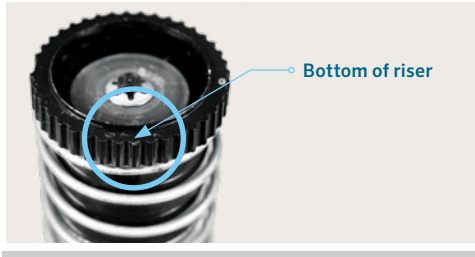
hunter.info/warranty



All products currently under warranty are included in this guide. If you don't see the product you're looking for, it may no longer be under warranty. Learn more at hunter.info/discontinued.

ROTORS

Hunter®



I-20-SS, I-25, I-40, I-50 Rotors

Date code is located on the bottom of the riser, removed from the body.
(yr/mo)


Warranty period: 5 years



I-80 Rotors

Date code is located on the back of the riser, removed from the body.
(mo/yr)


Warranty period: 5 years



I-90 Rotors

Date code is located on the lower diameter of the riser.
(mo/yr)

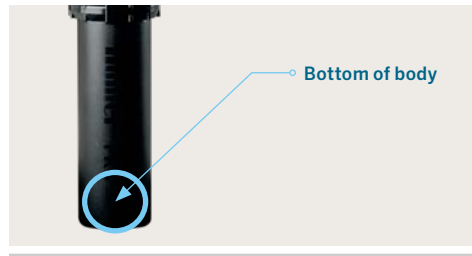
Warranty period: 5 years



PGJ, SRM Rotors

Date code is located on the bottom of the riser, removed from the body.
(yr/mo)

Warranty period: 1 and 2 years



PGP-04-PRB, I-20-PRB, PR-075 Rotors

Date code is located on the bottom of the body.
(yr/mo)

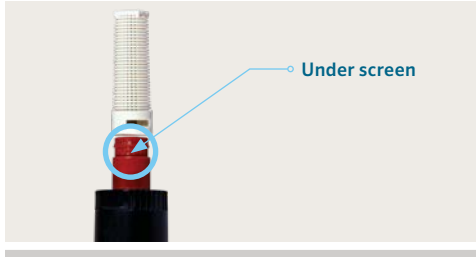
Warranty period: 5 years



PGP-ADJ, PGP® Ultra, I-20 Rotors

Date code is located on the nozzle housing.
(yr/mo)


Warranty period: 2 and 5 years



MP Rotator Nozzles

Date code is located under the screen.
(mo/dy/yr)

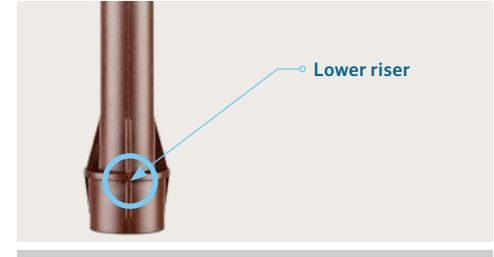
Warranty period: 3 years



Pro-Spray® Sprinkler Bodies

Date code is located on the body cap.
(q/yr)

Warranty period: 5 years



PROS-00 Sprinkler Bodies

Date code is located on the lower diameter of the riser.
(q/yr)

Warranty period: 5 years



Pro-Spray PRS30 Sprinkler Bodies

Date code is located on the body cap.
(q/yr)

Warranty period: 5 years



Pro-Spray PRS40 Sprinkler Bodies

Date code is located on the body cap.
(q/yr)


Warranty period: 5 years



PS Ultra Sprinkler Bodies

Date code is located in the ridges of the cap.
(q/yr)


Warranty period: 2 years



1" PGV Valves

Date code is located on the top of the bonnet.
(mo/yr)

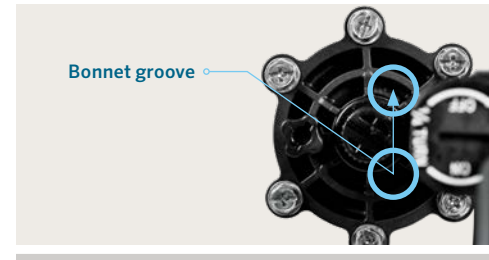
Warranty period: 2 years



PGV-JT Valves

Date code is located on the side of the inlet.
(mo/yr)


Warranty period: 2 years



PGV-ASV Valves

Date code located in the bonnet groove.
(mo/yr)

Warranty period: 2 years



1½", 2" PGV Valves

Date code is located on the top of the bonnet.
(mo/yr)


Warranty period: 2 years



IBV Valves

Date code is located on the top of the bonnet.
(mo/yr)


Warranty period: 5 years



ICV Valves

Date code is located on the top of the bonnet.
(mo/yr)

Warranty period: 5 years



Solenoids

Date code is located on the top.
Below ON (yr/wk), below OFF (mo/yr)

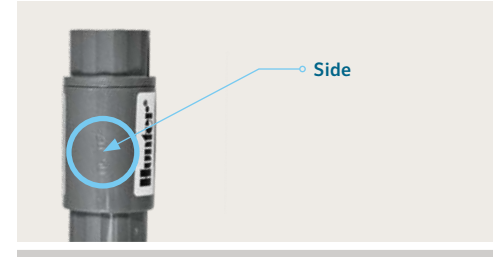
Warranty period: 5 years



Accu Sync® Pressure Regulators

Date code is located on the lower diameter near the thread end.
(mo/yr)

Warranty period: 5 years



HCV Check Valves

Date code is located on the side.
(mo/yr)


Warranty period: 2 years



Quick Couplers

Date code is located on the top of the valve.
(mo/yr)


Warranty period: 5 years



SRV Valves

Date code is located on the top of the bonnet.
(mo/yr)

Warranty period: 2 years



ACC2 Controller Modules

Date code is located on the bottom or back side.
(mo/yr)

Warranty period: 5 years



ACC2 Communication Modules

Date code is located on the back side.
(yr/mo/dy)


Warranty period: 2 years



ACC Controller Communication Modules

Date code is located on the back side.
(mo/yr)


Warranty period: 2 years



ACC Controller Compartments

Date code is located in the back of the wire compartment.
(mo/yr)


Warranty period: 2 years



ACC Controller Facepacks

Date code is located in the battery compartment.
(mo/yr)

Warranty period: 2 years



ACC Controller Master Modules

Date code is located on the top of the connection plate.
(mo/yr)

Warranty period: 2 years



ACC2 Controller Compartments

Date code is located on the right wall of the wiring compartment.
(mo/yr)

Warranty period: 5 years



ACC2 Controller Facepacks

Date code is located on the back side.
(mo/yr)

Warranty period: 5 years



ADM-99 Output Modules

Date code is located on the back side.
(mo/yr)

Warranty period: 2 years



BTT Bluetooth® Tap Timers

Date code is located on the back side.
(mo/yr)


Warranty period: 2 years



DUAL® 48M Decoder Output Modules

Date code is located on the back side.
(mo/yr)

Warranty period: 2 years



DUAL Decoders

Date code is located on the back side or on the bottom.
(mo/yr)

Warranty period: 2 years

CONTROLLERS

Hunter®



EZ-1 Decoders

Date code is located on the bottom.
(mo/yr)

Warranty period: 3 years



EZ-DM Decoder Output Modules

Date code is located on the back side.
(mo/yr)

Warranty period: 3 years



HC Controllers

Date code is located on the back side.
(mo/yr)


Warranty period: 2 years



HCC Controller Facepacks

Date code is located on the back side.
(mo/yr)

Warranty period: 2 years



HCC Controller Power Modules

Date code is located on the back side.
(mo/yr)


Warranty period: 2 years



HPC (Pro-C® Hydrawise) Facepacks

Date code is located on the back side.
(mo/yr)

Warranty period: 2 years




Lower right
in compartment

I-Core® Controller Compartments

Compartment date code is located in the lower right wire compartment.

(mo/yr)

Warranty period: 2 years



Battery
compartment

I-Core Controller Facepacks

Facepack date code is located in the battery compartment.

(mo/yr)

Warranty period: 2 years



Back side

I-Core Controller Modules

Date code is located on the bottom or back side.

(mo/yr)

Warranty period: 2 years




Back right of
compartment

ICC2 Compartments

Date code is located on the back right wall of the wiring compartment.

(mo/yr)

Warranty period: 5 years




Back side

ICC2 Controller Facepacks

Date code is located on the lower back side.

(mo/yr)

Warranty period: 5 years



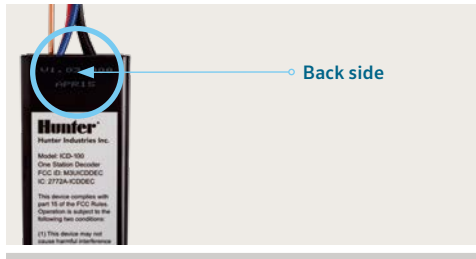
Back side

ICC2 Controller Modules

Date code is located on the bottom or back side.

(mo/yr)

Warranty period: 5 years



ICD Decoders

Date code is located on the back side, above approvals label or on the bottom.

(mo/yr)

Warranty period: 5 years

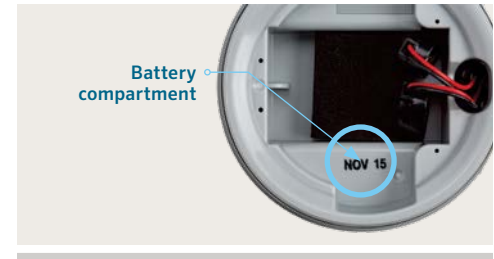


ICD-HP Programmers

Date code is located on the back side.

(mo/yr)

Warranty period: 5 years




NODE Battery-Operated Controllers

Date code is located in the battery compartment.

(mo/yr)

Warranty period: 2 years




NODE-BT Controllers

Date code is located in the battery compartment.

(mo/yr)

Warranty period: 2 years



PCM Output Modules

Date code is located on the bottom or back side.

(mo/yr)

Warranty period: 2 years




PC-DM Decoder Output Modules

Date code is located on the bottom or back side.

(mo/yr)


Warranty period: 3 years



Pro-C, PCC Controller Facepacks

Date code is located on the back side.
(mo/yr)


Warranty period: 2 years



Pro-C, PCC, HPC Compartments

Date code is located in the top right wire compartment.
(mo/yr)

Warranty period: 2 years



Pro-HC Controllers

Date code is located on the bottom right wall of the wiring compartment.
(mo/yr)

Warranty period: 2 years



Pump Start Relays (PSR)

Date code is located on the inside cover.
(mo/yr)

Warranty period: 2 years



RAD-3 UHF Radios

Date code is located on the back side.
(mo/yr)


Warranty period: 2 years



ROAM Receivers

Date code is located on the back side.
(mo/yr)

Warranty period: 2 years



ROAM Transmitters

Date code is located in the battery compartment cover.
(mo/yr)


Warranty period: 2 years



ROAM XL Receivers

Date code is located on the back side.
(mo/yr)


Warranty period: 3 years



ROAM XL Transmitters

Date code is located in the battery compartment.
(mo/yr)

Warranty period: 3 years



X-Core® Indoor Controllers

Date code is located on the bottom of the controller.
(mo/yr)

Warranty period: 2 years



X-Core®, XC Hybrid Controllers

Date code is located in the lower right area of the wiring compartment.
(mo/yr)


Warranty period: 2 years



X2™ Controllers

Date code is located under the wiring terminal strip.
(mo/yr)

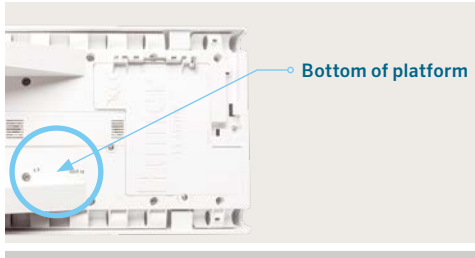
Warranty period: 2 years



WAND Wi-Fi Modules

Date code is located on the back side of the module.
(mo/yr)

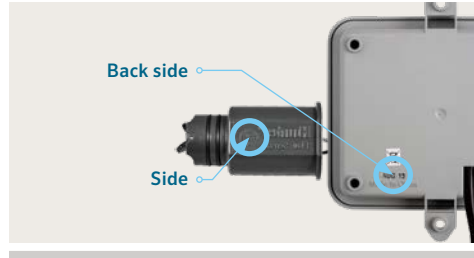
Warranty period: 2 years



ET Sensors

Date code is located on the bottom of the sensor platform.
(mo/yr)

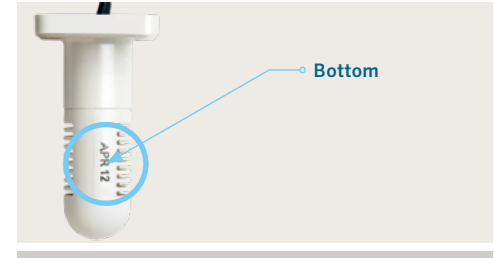
Warranty period: 2 years



Flow-Clik®, Flow-Sync® Sensors

Receiver date code is located on the back side.
Sensor date code is located on the side.
(mo/yr)


Warranty period: 5 years



Freeze-Clik® Sensors

Date code is located on the bottom of the sensor.
(mo/yr)


Warranty period: 5 years



HC Flow Meters

Date code is located under the cap and around the meter lens.
(yr/mo)


Warranty period: 2 years



Mini-Clik® Sensors

Date code is located on the side.
(mo/yr)

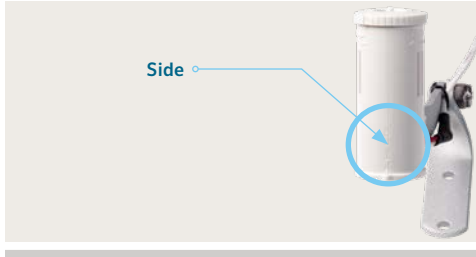
Warranty period: 5 years



Mini Weather Stations (MWS)

Date code is located on the side.
(mo/yr)

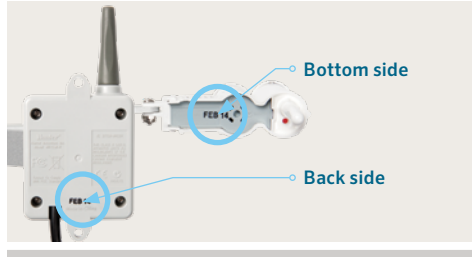
Warranty period: 5 years



Wired Rain-Clik® Sensors

Date code is located on the side.
(mo/yr)

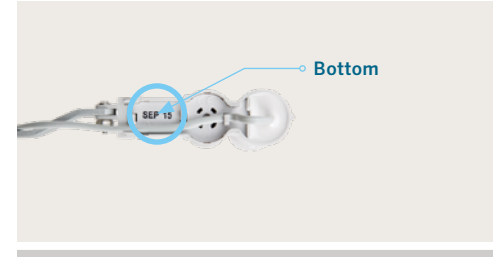
Warranty period: 5 years



Wireless Rain-Clik Sensors

Receiver date code is located on the back side.
Sensor date code is located on the bottom.
(mo/yr)

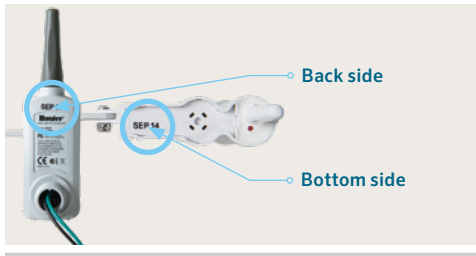
Warranty period: 5 years



Wired Solar Clik® Sensors

Date code is located on the bottom of the sensor.
(mo/yr)

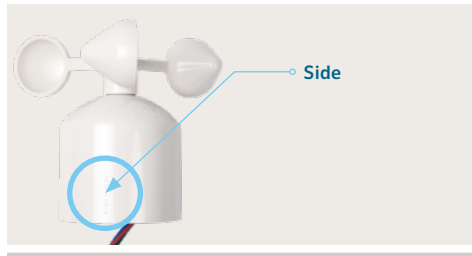
Warranty period: 5 years



Wireless Solar Sync Sensors

Receiver date code is located on the back side.
Sensor date code is located on the bottom.
(mo/yr)

Warranty period: 5 years



Wind-Clik® Sensors

Date code is located on the side.
(mo/yr)

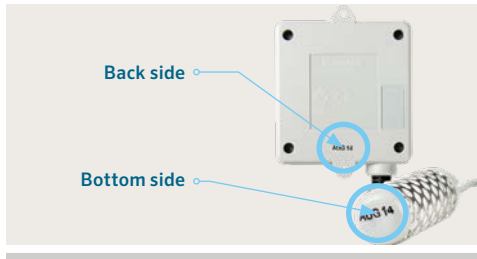
Warranty period: 5 years



Wireless Flow Sensors

Receiver date code is located on the bottom.
Sensor date code is located on the side.
(mo/yr)

Warranty period: 5 years




Soil-Clik® Sensors

Receiver date code is located on the back side.

Sensor date code is located on the bottom.

(mo/yr)

Warranty period: 5 years



Hunter Dripline (HDL)

Date code is located on the length of dripline.

(mo/yr)

Warranty period: 5 years

HUNTER CUSTOMER SUPPORT

At Hunter, we've always believed the difference lies in providing world-class product support to make your job easier. When you need technical help, whether it's to ask a quick question or to get product-specific troubleshooting assistance, you can count on Hunter to provide the best support in the industry. Our knowledgeable experts are always available to help you.

Technical Support

Contact us for support with all Hunter and FX Luminaire products. Both English- and Spanish-speaking representatives are available.

Phone: 1-800-733-2823

Email: support@hunterindustries.com

Hours: Monday–Friday, 6 a.m. to 4 p.m. PST/PDT, excluding holidays

Online Product Support

Visit our Support Library for instructional videos, owner's manuals, installation details, articles, and more.

Learn more at hunterindustries.com/support.

Customer Service

Our dedicated Customer Service representatives are available for assistance with product orders, order status, RMAs, and more.

Call us today at **1-800-383-4747**.

Hunter University

The comprehensive online training programs available through Hunter University are designed to help you and your customers become familiar with Hunter products — for free! Many courses are also available in Spanish. Learn more at training.hunterindustries.com.

Hunter Preferred Program

Your customers can earn points for purchasing Hunter and FX Luminaire products that can be redeemed for prizes, trips, credit, and more. Contractors and public agencies can enroll online at preferred.hunterindustries.com.

Questions about the program?

Phone: 1-877-888-0167

Email: hunter.preferred@hunterindustries.com



Helping our customers succeed is what drives us. While our passion for innovation and engineering is built into everything we do, it is our commitment to exceptional support that we hope will keep you in the Hunter family of customers for years to come.

Gene Smith, President, Landscape Irrigation and Outdoor Lighting

Website hunterindustries.com

Customer Support 1-800-383-4747

Technical Service 1-800-733-2823

USA HEADQUARTERS

1940 Diamond Street
San Marcos, CA 92078 USA
TEL: 1-760-744-5240

MEXICO MANUFACTURING

ISO 9001:2015 Certified
Calle Nordika #8615
Colonia la Joya
Parque Industrial Nordika
Tijuana, B.C., Mexico CP 22640
TEL: +011-52-664-903-1382

EUROPE

Avenida Diagonal 523, 5o-2a
Edificio Atalaya
08029 Barcelona, Spain
TEL: +34-9-34-94-88-81

AUSTRALIA

50 Lynch Street
Hawthorn, VIC 3122, Australia
TEL: +1-800-438-486

MIDDLE EAST

P.O. Box 2370
Amman, 11941, Jordan
TEL: +962-6-5152882
FAX: +962-6-5152992

CHINA

B1618, Huibin Plaza
No. 8, Beichen Dong Street
Beijing 100101, China
TEL/FAX: +86-10-84975146