

Pro Adjustable Nozzles

For reliable coverage in any landscape setting, choose Pro Adjustable Nozzles.








KEY BENEFITS








- Adjustable from 0° to 360° for maximum design flexibility
- Easy-grip top for simple adjustment
- Strong edges for a defined pattern with better wind resistance
- Large water droplets minimise misting with better uniformity
- Even distribution results in better coverage
- Colour-coded for easy field identification








Operating Specifications

- Recommended operating pressure: 2.1 bar; 210 kPa
- Pair with Pro-Spray™ PR530 pop-up for pressure regulation to 2.1 bar; 210 kPa
- Warranty period: 2 years



		NOZZLE 4A LT. GREEN •						NOZZLE 6A LT. BLUE •					
		1.2 m radius Adjustable from 0° to 360 Trajectory 0°						1.8 m radius Adjustable from 0° to 360 Trajectory 0°					
Arc	Pressure		Radius	Flow		Precip mm/hr		Radius	Flow		Precip mm/hr		
	bar	kPa		m	m³/hr	l/min	■		▲	m	m³/hr	l/min	■
45° 	1.0	100	0.9	0.02	0.31	187	216	1.5	0.03	0.54	117	136	
	1.5	150	1.0	0.02	0.39	178	206	1.6	0.04	0.60	108	124	
	2.1	210	1.2	0.03	0.48	167	193	1.8	0.04	0.65	98	114	
	2.5	250	1.3	0.03	0.56	158	183	1.9	0.04	0.70	92	106	
	3.0	300	1.4	0.04	0.64	149	172	2.1	0.05	0.75	86	99	
90° 	1.0	100	0.9	0.04	0.72	213	246	1.5	0.06	1.08	116	134	
	1.5	150	1.0	0.05	0.76	182	210	1.6	0.07	1.21	109	126	
	2.1	210	1.2	0.05	0.83	139	160	1.8	0.08	1.35	102	118	
	2.5	250	1.3	0.05	0.91	129	149	1.9	0.09	1.47	97	112	
	3.0	300	1.4	0.06	0.95	116	134	2.1	0.10	1.61	92	106	
120° 	1.0	100	0.9	0.06	0.97	221	255	1.5	0.08	1.26	102	118	
	1.5	150	1.0	0.07	1.10	188	217	1.6	0.09	1.43	97	112	
	2.1	210	1.2	0.07	1.25	162	187	1.8	0.10	1.61	91	105	
	2.5	250	1.3	0.08	1.36	146	168	1.9	0.11	1.76	87	100	
	3.0	300	1.4	0.09	1.49	131	151	2.1	0.12	1.93	82	95	
180° 	1.0	100	0.9	0.07	1.18	178	206	1.5	0.10	1.70	92	106	
	1.5	150	1.0	0.08	1.38	157	181	1.6	0.12	1.96	88	102	
	2.1	210	1.2	0.10	1.60	139	160	1.8	0.13	2.24	84	97	
	2.5	250	1.3	0.11	1.78	127	146	1.9	0.15	2.47	81	94	
	3.0	300	1.4	0.12	1.98	115	133	2.1	0.16	2.72	78	90	
240° 	1.0	100	0.9	0.12	1.94	220	254	1.5	0.15	2.44	99	114	
	1.5	150	1.0	0.13	2.24	192	221	1.6	0.17	2.83	96	111	
	2.1	210	1.2	0.16	2.59	168	194	1.8	0.20	3.28	92	107	
	2.5	250	1.3	0.17	2.86	153	177	1.9	0.22	3.63	89	103	
	3.0	300	1.4	0.19	3.17	139	160	2.1	0.24	4.03	86	99	
270° 	1.0	100	0.9	0.13	2.09	211	244	1.5	0.18	3.08	111	128	
	1.5	150	1.0	0.14	2.40	183	211	1.6	0.21	3.52	106	122	
	2.1	210	1.2	0.16	2.75	159	183	1.8	0.24	4.02	101	116	
	2.5	250	1.3	0.18	3.02	144	166	1.9	0.27	4.42	97	112	
	3.0	300	1.4	0.20	3.33	130	150	2.1	0.29	4.87	92	107	
360° 	1.0	100	0.9	0.14	2.26	171	197	1.5	0.21	3.57	96	111	
	1.5	150	1.0	0.16	2.60	148	171	1.6	0.24	4.07	92	106	
	2.1	210	1.2	0.18	2.98	129	149	1.8	0.28	4.62	87	100	
	2.5	250	1.3	0.20	3.29	117	135	1.9	0.30	5.06	83	96	
	3.0	300	1.4	0.22	3.63	106	122	2.1	0.33	5.56	79	92	

		NOZZLE 8A BROWN •						NOZZLE 10A RED •					
		2.4 m radius Adjustable from 0° to 360 Trajectory 15°						3.0 m radius Adjustable from 0° to 360 Trajectory 15°					
Arc	Pressure		Radius m	Flow		Precip mm/hr		Radius m	Flow		Precip mm/hr		
	bar	kPa		m ³ /hr	l/min	■	▲		m ³ /hr	l/min	■	▲	
45° 	1.0	100	2.0	0.04	0.62	77	89	2.6	0.04	0.68	49	56	
	1.5	150	2.2	0.04	0.72	72	83	2.8	0.05	0.80	49	57	
	2.1	210	2.4	0.05	0.83	67	77	3.0	0.06	0.94	49	56	
	2.5	250	2.6	0.05	0.91	63	73	3.2	0.06	1.06	48	56	
	3.0	300	2.9	0.06	1.01	59	68	3.5	0.07	1.18	47	54	
90° 	1.0	100	2.0	0.07	1.24	77	89	2.6	0.08	1.35	49	56	
	1.5	150	2.2	0.09	1.44	72	83	2.8	0.10	1.61	49	57	
	2.1	210	2.4	0.10	1.65	67	77	3.0	0.11	1.89	49	56	
	2.5	250	2.6	0.11	1.82	63	73	3.2	0.13	2.11	48	56	
	3.0	300	2.9	0.12	2.02	59	68	3.5	0.14	2.37	47	54	
120° 	1.0	100	2.0	0.10	1.66	77	89	2.6	0.11	1.80	49	56	
	1.5	150	2.2	0.11	1.92	72	83	2.8	0.13	2.14	49	57	
	2.1	210	2.4	0.13	2.20	67	77	3.0	0.15	2.52	49	56	
	2.5	250	2.6	0.15	2.43	63	73	3.2	0.17	2.82	48	56	
	3.0	300	2.9	0.16	2.69	59	68	3.5	0.19	3.16	47	54	
180° 	1.0	100	2.0	0.15	2.49	77	89	2.6	0.16	2.71	49	56	
	1.5	150	2.2	0.17	2.87	72	83	2.8	0.19	3.21	49	57	
	2.1	210	2.4	0.20	3.30	67	77	3.0	0.23	3.78	49	56	
	2.5	250	2.6	0.22	3.65	63	73	3.2	0.25	4.23	48	56	
	3.0	300	2.9	0.24	4.03	59	68	3.5	0.28	4.73	47	54	
240° 	1.0	100	2.0	0.20	3.32	77	89	2.6	0.22	3.61	49	56	
	1.5	150	2.2	0.23	3.83	72	83	2.8	0.26	4.28	49	57	
	2.1	210	2.4	0.26	4.40	67	77	3.0	0.30	5.03	49	56	
	2.5	250	2.6	0.29	4.86	63	73	3.2	0.34	5.64	48	56	
	3.0	300	2.9	0.32	5.38	59	68	3.5	0.38	6.31	47	54	
270° 	1.0	100	2.0	0.22	3.73	77	89	2.6	0.24	4.06	49	56	
	1.5	150	2.2	0.26	4.31	72	83	2.8	0.29	4.82	49	57	
	2.1	210	2.4	0.30	4.95	67	77	3.0	0.34	5.66	49	56	
	2.5	250	2.6	0.33	5.47	63	73	3.2	0.38	6.34	48	56	
	3.0	300	2.9	0.36	6.05	59	68	3.5	0.43	7.10	47	54	
360° 	1.0	100	2.0	0.30	4.97	77	89	2.6	0.32	5.41	49	56	
	1.5	150	2.2	0.34	5.75	72	83	2.8	0.39	6.43	49	57	
	2.1	210	2.4	0.40	6.61	67	77	3.0	0.45	7.55	49	56	
	2.5	250	2.6	0.44	7.29	63	73	3.2	0.51	8.45	48	56	
	3.0	300	2.9	0.48	8.07	59	68	3.5	0.57	9.47	47	54	

		NOZZLE 12A GREEN •						NOZZLE 15A BLACK •						NOZZLE 17A GREY •					
		3.7 m radius Adjustable from 0° to 360 Trajectory 28°						4.6 m radius Adjustable from 0° to 360 Trajectory 28°						5.2 m radius Adjustable from 0° to 360 Trajectory 28°					
Arc	Pressure		Radius	Flow		Precip mm/hr		Radius	Flow		Precip mm/hr		Radius	Flow		Precip mm/hr			
	bar	kPa		m	m³/hr	l/min	■		▲	m	m³/hr	l/min		■	▲	m	m³/hr	l/min	■
45° 	1.0	100	3.2	0.04	0.73	34	40	4.0	0.08	1.27	38	43	4.6	0.10	1.68	38	43		
	1.5	150	3.4	0.06	0.97	40	46	4.3	0.09	1.51	39	45	4.9	0.12	1.94	38	44		
	2.1	210	3.7	0.07	1.23	44	51	4.6	0.11	1.79	40	46	5.2	0.13	2.23	39	45		
	2.5	250	3.9	0.09	1.44	46	54	4.9	0.12	2.00	40	46	5.5	0.15	2.46	39	45		
	3.0	300	4.1	0.10	1.68	48	56	5.2	0.14	2.25	40	46	5.8	0.16	2.72	39	45		
90° 	1.0	100	3.2	0.09	1.46	34	40	4.0	0.15	2.53	38	43	4.6	0.20	3.36	38	43		
	1.5	150	3.4	0.12	1.93	40	46	4.3	0.18	3.03	39	45	4.9	0.23	3.88	38	44		
	2.1	210	3.7	0.15	2.46	44	51	4.6	0.21	3.57	40	46	5.2	0.27	4.45	39	45		
	2.5	250	3.9	0.17	2.88	46	54	4.9	0.24	4.01	40	46	5.5	0.30	4.92	39	45		
	3.0	300	4.1	0.20	3.36	48	56	5.2	0.27	4.50	40	46	5.8	0.33	5.44	39	45		
120° 	1.0	100	3.2	0.12	1.94	34	40	4.0	0.20	3.38	38	43	4.6	0.27	4.48	38	43		
	1.5	150	3.4	0.15	2.58	40	46	4.3	0.24	4.03	39	45	4.9	0.31	5.17	38	44		
	2.1	210	3.7	0.20	3.28	44	51	4.6	0.29	4.76	40	46	5.2	0.36	5.94	39	45		
	2.5	250	3.9	0.23	3.84	46	54	4.9	0.32	5.34	40	46	5.5	0.39	6.56	39	45		
	3.0	300	4.1	0.27	4.48	48	56	5.2	0.36	6.00	40	46	5.8	0.43	7.25	39	45		
180° 	1.0	100	3.2	0.17	2.91	34	40	4.0	0.30	5.07	38	43	4.6	0.40	6.71	38	43		
	1.5	150	3.4	0.23	3.86	40	46	4.3	0.36	6.05	39	45	4.9	0.47	7.75	38	44		
	2.1	210	3.7	0.30	4.92	44	51	4.6	0.43	7.14	40	46	5.2	0.53	8.91	39	45		
	2.5	250	3.9	0.35	5.76	46	54	4.9	0.48	8.02	40	46	5.5	0.59	9.83	39	45		
	3.0	300	4.1	0.40	6.71	48	56	5.2	0.54	9.00	40	46	5.8	0.65	10.87	39	45		
240° 	1.0	100	3.2	0.23	3.88	34	40	4.0	0.41	6.76	38	43	4.6	0.54	8.95	38	43		
	1.5	150	3.4	0.31	5.15	40	46	4.3	0.48	8.07	39	45	4.9	0.62	10.34	38	44		
	2.1	210	3.7	0.39	6.56	44	51	4.6	0.57	9.52	40	46	5.2	0.71	11.88	39	45		
	2.5	250	3.9	0.46	7.68	46	54	4.9	0.64	10.69	40	46	5.5	0.79	13.11	39	45		
	3.0	300	4.1	0.54	8.95	48	56	5.2	0.72	12.00	40	46	5.8	0.87	14.50	39	45		
270° 	1.0	100	3.2	0.26	4.37	34	40	4.0	0.46	7.60	38	43	4.6	0.60	10.07	38	43		
	1.5	150	3.4	0.35	5.80	40	46	4.3	0.54	9.08	39	45	4.9	0.70	11.63	38	44		
	2.1	210	3.7	0.44	7.38	44	51	4.6	0.64	10.71	40	46	5.2	0.80	13.36	39	45		
	2.5	250	3.9	0.52	8.65	46	54	4.9	0.72	12.03	40	46	5.5	0.89	14.75	39	45		
	3.0	300	4.1	0.60	10.07	48	56	5.2	0.81	13.50	40	46	5.8	0.98	16.31	39	45		
360° 	1.0	100	3.2	0.35	5.83	34	40	4.0	0.61	10.13	38	43	4.6	0.81	13.43	38	43		
	1.5	150	3.4	0.46	7.73	40	46	4.3	0.73	12.10	39	45	4.9	0.93	15.51	38	44		
	2.1	210	3.7	0.59	9.84	44	51	4.6	0.86	14.28	40	46	5.2	1.07	17.82	39	45		
	2.5	250	3.9	0.69	11.53	46	54	4.9	0.96	16.03	40	46	5.5	1.18	19.67	39	45		
	3.0	300	4.1	0.81	13.43	48	56	5.2	1.08	18.00	40	46	5.8	1.30	21.75	39	45		

Bold = Recommended pressure

Note: The Pro-Spray PRS30's built-in pressure regulator controls output to a maximum of 2.1 bar; 210 kPa. Adjusting the radius reduction screw may be required to achieve catalogue radius and flow.

Copyright © 2024 Hunter Industries Inc. Hunter, the Hunter logo, and other marks are trademarks of Hunter Industries Inc., registered in the U.S. and certain other countries.

<https://hunterirrigation.com/en-metric/irrigation-product/nozzles/pro-adjustable-nozzles>
122324