

Pro Fixed Nozzles

Pro Fixed Nozzles are designed for high accuracy within a variety of landscape shapes and sizes.

KEY BENEFITS

- Clean edges for a defined pattern with better wind resistance
- Large water droplets minimise misting with better uniformity
- Sturdy construction ensures reliable performance
- Colour-coded for easy field identification





Operating Specifications

- Recommended operating pressure: 2.1 bar; 210 kPa
- Pair with Pro-Spray™ PRS30 pop-up for pressure regulation to 2.1 bar; 210 kPa
- Warranty period: 2 years



NOZZLE 5 BLUE •

Radius: 1.5 m
Fixed ¼, ½, Full
Trajectory 0°





Arc	Position	Pressure		Radius	Flow		Precip mm/hr		
		bar	kPa		m	m ³ /hr	l/min	■	▲
90° 	Q	1.0	100	1.1	0.02	0.30	60	69	
		1.5	150	1.3	0.02	0.38	54	62	
		2.0	200	1.5	0.03	0.45	48	55	
		2.1	210	1.5	0.03	0.46	49	57	
		2.5	250	1.7	0.03	0.51	42	49	
120° 	T	1.0	100						
		1.5	150						
		2.0	200	Use Hunter 4A Nozzle					
		2.1	210						
		2.5	250						
180° 	H	1.0	100	1.1	0.40	0.60	60	69	
		1.5	150	1.3	0.05	0.76	54	62	
		2.0	200	1.5	0.05	0.90	48	53	
		2.1	210	1.5	0.06	0.92	49	57	
		2.5	250	1.7	0.06	1.02	42	49	
360° 	F	1.0	100	1.1	0.07	1.2	60	69	
		1.5	150	1.3	0.09	1.52	54	62	
		2.0	200	1.5	0.11	1.79	48	55	
		2.1	210	1.5	0.11	1.85	49	57	
		2.5	250	1.7	0.12	2.04	42	49	

NOZZLE 8 BROWN •

Radius: 2.4 m

Fixed ¼, ⅓, ½, Full

Trajectory 15°





Arc	Position	Pressure		Radius	Flow		Precip mm/hr	
		bar	kPa		m	m ³ /hr	l/min	■
90° 	Q	1.0	100	1.7	0.04	0.62	51	59
		1.5	150	2.1	0.05	0.84	46	53
		2.0	200	2.4	0.06	1.00	42	48
		2.1	210	2.4	0.06	1.03	43	49
		2.5	250	2.7	0.07	1.13	37	43
120° 	T	1.0	100	1.7	0.05	0.83	51	59
		1.5	150	2.1	0.07	1.12	46	53
		2.0	200	2.4	0.08	1.33	42	48
		2.1	210	2.4	0.08	1.37	43	49
		2.5	250	2.7	0.09	1.51	37	33
180° 	H	1.0	100	1.7	0.08	1.33	55	64
		1.5	150	2.1	0.10	1.69	46	53
		2.0	200	2.4	0.12	1.99	42	48
		2.1	210	2.4	0.12	2.05	43	49
		2.5	250	2.7	0.14	2.27	37	43
360° 	F	1.0	100	1.7	0.16	2.67	55	64
		1.5	150	2.1	0.20	3.37	46	53
		2.0	200	2.4	0.24	3.99	42	48
		2.1	210	2.4	0.25	4.10	43	49
		2.5	250	2.7	0.27	4.54	37	43

NOZZLE 10 RED •

Radius: 3.0 m

Fixed ¼, ⅓, ½, Full

Trajectory 15°





Arc	Position	Pressure		Radius m	Flow		Precip mm/hr	
		bar	kPa		m³/hr	l/min	■	▲
90° 	Q	1.0	100	2.4	0.07	1.08	45	52
		1.5	150	2.7	0.08	1.33	44	50
		2.0	200	3.0	0.09	1.53	41	47
		2.1	210	3.0	0.09	1.57	42	48
		2.5	250	3.3	0.10	1.71	38	44
120° 	T	1.0	100	2.4	0.09	1.44	45	52
		1.5	150	2.7	0.11	1.77	44	50
		2.0	200	3.0	0.12	2.04	41	47
		2.1	210	3.0	0.13	2.09	42	48
		2.5	250	3.3	0.21	3.43	38	44
180° 	H	1.0	100	2.4	0.13	2.17	45	52
		1.5	150	2.7	0.16	2.65	44	50
		2.0	200	3.0	0.18	3.06	41	47
		2.1	210	3.0	0.19	3.14	42	48
		2.5	250	3.3	0.21	3.43	38	44
360° 	F	1.0	100	2.4	0.26	4.33	45	52
		1.5	150	2.7	0.32	5.31	44	50
		2.0	200	3.0	0.37	6.13	41	47
		2.1	210	3.0	0.38	6.28	42	48
		2.5	250	3.3	0.41	6.85	38	44

NOZZLE 12 GREEN •

Radius: 3.7 m

Fixed ¼, ⅓, ½, ⅔, ¾, Full

Trajectory 28°





Arc	Position	Pressure		Radius	Flow		Precip mm/hr	
		bar	kPa		m ³ /hr	l/min	■	▲
90° 	Q	1.0	100	3.0	0.10	1.58	42	49
		1.5	150	3.4	0.12	2.00	42	48
		2.0	200	3.7	0.14	2.37	41	48
		2.1	210	3.7	0.15	2.43	43	49
		2.5	250	4.0	0.16	2.69	40	47
120° 	T	1.0	100	3.0	0.13	2.11	42	49
		1.5	150	3.4	0.16	2.67	42	48
		2.0	200	3.7	0.19	3.16	41	48
		2.1	210	3.7	0.19	3.25	43	49
		2.5	250	4.0	0.22	3.59	40	47
180° 	H	1.0	100	3.0	0.19	3.17	42	49
		1.5	150	3.4	0.24	4.01	42	48
		2.0	200	3.7	0.28	4.73	41	48
		2.1	210	3.7	0.29	4.87	43	49
		2.5	250	4.0	0.32	5.39	40	47
360° 	F	1.0	100	3.0	0.38	6.33	42	49
		1.5	150	3.4	0.48	8.01	42	48
		2.0	200	3.7	0.57	9.47	41	48
		2.1	210	3.7	0.58	9.74	43	49
		2.5	250	4.0	0.65	10.78	40	47

NOZZLE 15 BLACK •

Radius: 4.6 m

Fixed ¼, ⅓, ½, ⅔, ¾, Full

Trajectory 28°





Arc	Position	Pressure		Radius	Flow		Precip mm/hr	
		bar	kPa		m ³ /hr	l/min	■	▲
90° 	Q	1.0	100	3.9	0.15	2.50	39	46
		1.5	150	4.2	0.18	3.06	42	48
		2.0	200	4.6	0.21	3.54	40	46
		2.1	210	4.6	0.22	3.62	41	47
		2.5	250	4.9	0.24	3.95	40	46
120° 	T	1.0	100	3.9	0.20	3.33	39	46
		1.5	150	4.2	0.24	4.08	42	48
		2.0	200	4.6	0.28	4.71	40	46
		2.1	210	4.6	0.29	4.83	41	47
		2.5	250	4.9	0.32	5.27	40	46
180° 	H	1.0	100	3.9	0.30	5.00	39	46
		1.5	150	4.2	0.37	6.12	42	48
		2.0	200	4.6	0.42	7.07	40	46
		2.1	210	4.6	0.43	7.25	41	47
		2.5	250	4.9	0.47	7.91	40	46
360° 	F	1.0	100	3.9	0.60	10.00	39	46
		1.5	150	4.2	0.73	12.25	42	48
		2.0	200	4.6	0.85	14.14	40	46
		2.1	210	4.6	0.87	14.49	41	47
		2.5	250	4.9	0.95	15.81	40	46

NOZZLE 17 GREY •

Radius: 5.2 m

Fixed ¼, ½

Trajectory 28°

Arc	Position	Pressure		Radius m	Flow		Precip mm/hr	
		bar	kPa		m³/hr	l/min	■	▲
90° 	Q	1.0	100	4.7	0.19	3.17	34	40
		1.5	150	4.9	0.23	3.88	39	45
		2.0	200	5.2	0.27	4.48	40	46
		2.1	210	5.2	0.28	4.59	41	47
		2.5	250	5.5	0.30	5.01	40	46
120° 	T	1.0	100					
		1.5	150					
		2.0	200	Use Hunter 17A Nozzle				
		2.1	210					
		2.5	250					
180° 	H	1.0	100	4.7	0.38	6.33	34	40
		1.5	150	4.9	0.47	7.76	39	45
		2.0	200	5.2	0.54	8.96	40	46
		2.1	210	5.2	0.55	9.18	41	47
		2.5	250	5.5	0.60	10.01	40	46
360° 	F	1.0	100					
		1.5	150					
		2.0	200	Use Hunter 17A Nozzle				
		2.1	210					
		2.5	250					

Bold = Recommended pressure

Copyright © 2024 Hunter Industries Inc. Hunter, the Hunter logo, and other marks are trademarks of Hunter Industries Inc., registered in the U.S. and certain other countries.

<https://hunterirrigation.com/en-metric/irrigation-product/nozzles/pro-fixed-nozzles>
122324