

I-35

The I-35 Rotor has been replaced by the enhanced I-25 and I-40 Rotors

Operating Specifications




- Radius: 47' to 71'
- Flow Rate: 7.7 to 31.5 GPM
- Recommended pressure range: 40 to 100 PSI
- Operating pressure range: 40 to 100 PSI
- Precipitation rates: 0.4 in/hr approx.
- Nozzle trajectory: 25 degrees










[I-35 Nozzle Rack](#)

I-35 Nozzle Performance Data




Nozzle	Pressure (PSI)	Radius (ft.)	Flow (GPM)	Precip in/hr	
				■	▲
9  Lt. Brown	40	47	7.7	0.67	0.77
	50	49	8.3	0.67	0.77
	60	50	9.2	0.71	0.82
	70	51	9.9	0.73	0.85
12  Lt. Blue	50	53	11.2	0.77	0.89
	60	54	12.3	0.81	0.94
	70	55	13.3	0.85	0.98
	80	55	14.3	0.91	1.05
15  Gray	50	56	13.4	0.82	0.95
	60	57	14.3	0.85	0.98
	70	57	15.2	0.90	1.04
	80	58	16.4	0.94	1.08






18  Red	50	58	14.5	0.83	0.96
	60	59	15.7	0.87	1.00
	70	62	16.9	0.85	0.98
	80	63	18.2	0.88	1.02
21  Dk. Brown	60	62	17.8	0.89	1.03
	70	63	19.2	0.93	1.08
	80	64	20.5	0.96	1.11
	90	65	21.8	0.99	1.15
24  Dk. Green	60	64	21.9	1.03	1.19
	70	65	23.6	1.08	1.24
	80	66	25.6	1.13	1.31
	90	67	27.0	1.16	1.34
27  Dk. Blue	60	66	23.5	1.04	1.20
	70	68	25.5	1.06	1.23
	80	69	28.0	1.13	1.31
	90	70	29.5	1.16	1.34
30  Black	70	68	26.9	1.12	1.29
	80	70	28.7	1.13	1.30
	90	71	30.6	1.17	1.35
	100	71	31.5	1.20	1.39



[I-35 Nozzle Rack](#)

**I-35 High-Speed
Nozzle Performance Data**

Nozzle	Pressure (PSI)	Radius (ft.)	Flow (GPM)	Precip in/hr	
				■	▲
9  Lt. Brown	40	42	7.7	0.84	0.97
	50	43	8.3	0.86	1.00
	60	44	9.2	0.91	1.06
	70	45	9.9	0.94	1.09
12  Lt. Blue	50	48	11.2	0.94	1.08
	60	49	12.3	0.99	1.14
	70	51	13.3	0.98	1.14
	80	51	14.3	1.06	1.22
15  Gray	50	49	13.4	1.07	1.24
	60	51	14.3	1.06	1.22
	70	53	15.2	1.04	1.20
	80	54	16.4	1.08	1.25

18  Red	50	50	14.5	1.12	1.29
	60	53	15.7	1.08	1.24
	70	55	16.9	1.08	1.24
	80	57	18.2	1.08	1.25
21  Dk. Brown	60	53	17.8	1.22	1.41
	70	56	19.2	1.18	1.36
	80	58	20.5	1.17	1.35
	90	59	21.8	1.21	1.39
24  Dk. Green	60	56	21.9	1.34	1.55
	70	58	23.6	1.35	1.56
	80	60	25.6	1.37	1.58
	90	61	27.0	1.40	1.61
27  Dk. Blue	60	58	23.5	1.34	1.55
	70	62	25.5	1.28	1.47
	80	64	28.0	1.32	1.52
	90	66	29.5	1.30	1.51
30  Black	70	60	26.9	1.44	1.66
	80	62	28.7	1.44	1.66
	90	65	30.6	1.39	1.61
	100	67	31.5	1.35	1.56



[I-35 Low Pressure Nozzle Rack](#)

**I-35 Low Pressure
Nozzle Performance Data**

Nozzle	Pressure (PSI)	Radius (ft.)	Flow (GPM)	Precip in/hr	
				■	▲
7LP  Orange	40	45	7.5	0.71	0.82
	50	45	8.5	0.81	0.93
	60	46	9.5	0.86	1.00
10LP  Lt. Green	40	50	10.1	0.78	0.90
	50	51	11.5	0.85	0.98
	60	53	12.8	0.88	1.01
13LP  Lt. Blue	40	53	12.4	0.85	0.98
	50	54	14.0	0.92	1.07
	60	55	15.6	0.99	1.15
15LP  Gray	40	55	14.7	0.94	1.08
	50	58	17.1	0.98	1.13
	60	60	18.5	0.99	1.14



I-35-06

Overall Height	10-3/8"
Pop-up Height	6"
Exposed Diameter	1-7/8"
Inlet Size	1" Female NPT

Copyright © 2024 Hunter Industries Inc. Hunter, the Hunter logo, and other marks are trademarks of Hunter Industries Inc., registered in the U.S. and certain other countries.

<https://hunterirrigation.com/irrigation-product/discontinued-models/i-35-122324>