

Modern Pathway Illumination

FXLuminaire®

*Lighting Solutions for Stylish Exteriors with Modern™,
Runa™ and Pinnacle™ Collection Luminaires*






MP-30/31



RP-32/33



RP-34/35



PP-36



PA-36

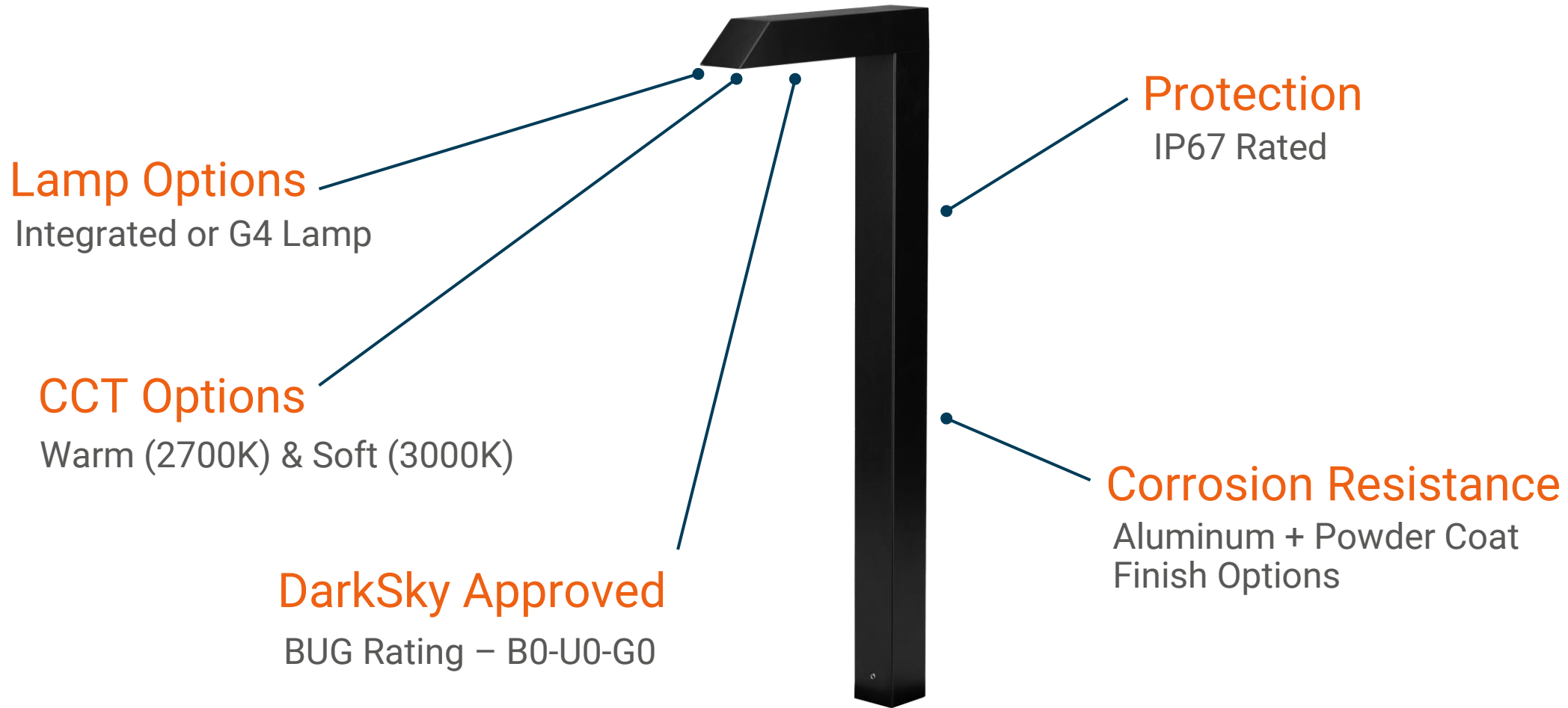
New Path Lights

FXLuminaire®



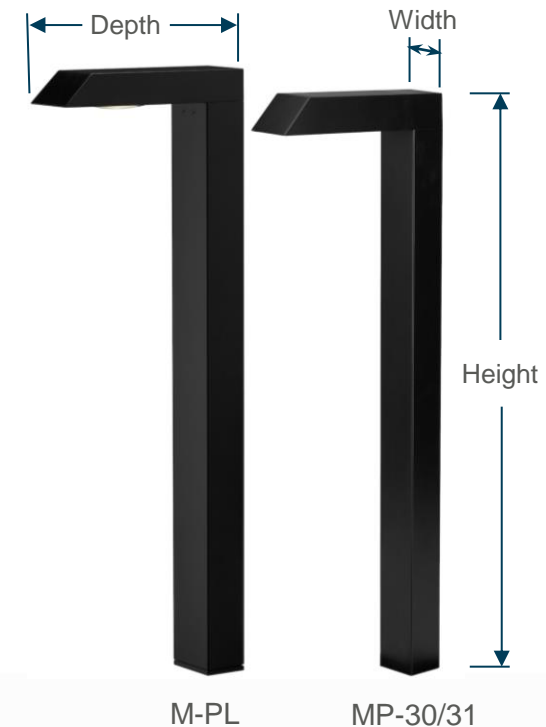
Modern Path Lights

FXLuminaire®



Dimensions: MP-30/31 vs. M-PL

	M-PL	MP-30/31	MP-30/31 Difference
Height	21.3'' (541 mm)	20.1'' (511 mm)	-1.2'' (-30 mm)
Width	2.2'' (56 mm)	1.5'' (38 mm)	-0.7'' (-18 mm)
Depth	7.4'' (188 mm)	7.6'' (193 mm)	+0.2'' (5 mm)




M-PL

MP-30/31

Differences: M-PL & MP-30/31

	M-PL	MP-30/31
Deck Mount	Flush/hidden	Exposed
Conduit Stabilizer	1" (CSKIT-MPL)	3/4" (CSKIT-MPJ)
Lamp Options	1LED	1LED G4
Lens	Bubble	Flush
Lumens	116 lm*	59 lm*
Pricing	\$291	\$255



*MPL-1LED-FW
*MP30-1LED-FW


M-PL Name Change

Modern™ MP-40

- New name, same fixture
- Categorize more easily
- Timing: TBD



Light Output & Distribution



- 8ft. On-center spacing*

- 6ft. forward*

*MP30-1LED-W-FW

Ordering Info



		Base	D/N	C/N
MP-30*	1 LED	\$255	\$100	\$142
MP-31*	No Lamp	\$212	\$83	\$118
MP-31*	G4	\$233	\$91	\$130

*MP30-1LED-W-BZ

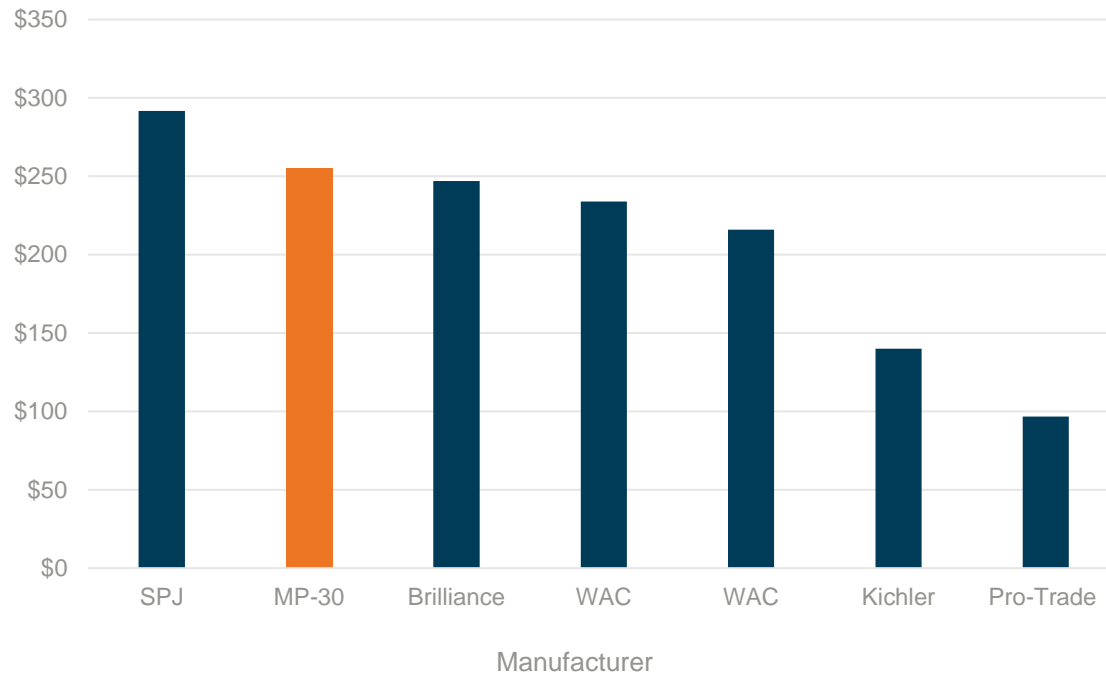
*MP31-NL-BZ

*MP31-E2-W-BZ

Assumptions:

- D/N: 0.391
- C/N: 30% Distributor Margin

Competitor Pricing Comparison



MP-30/31



Runa Path Lights

FXLuminaire®

Adjustability
Rotational Head

Lamp Options
Integrated or G4 Lamp

CCT Options
Warm (2700K) & Soft (3000K)

270°

Protection
IP67 Rated

Corrosion Resistance
Aluminum + Powder Coat
Finish Options






Adjustable Head

FXLuminaire®

Light Output & Distribution




- 8ft. on-center spacing

- 6ft. forward

*RP32-1LED-W-FW

14

Ordering Info



		Base	D/N	C/N
RP-32*	1 LED	\$291	\$114	\$163
RP-33*	No Lamp	\$254	\$99	\$142
RP-33*	G4	\$275	\$108	\$153

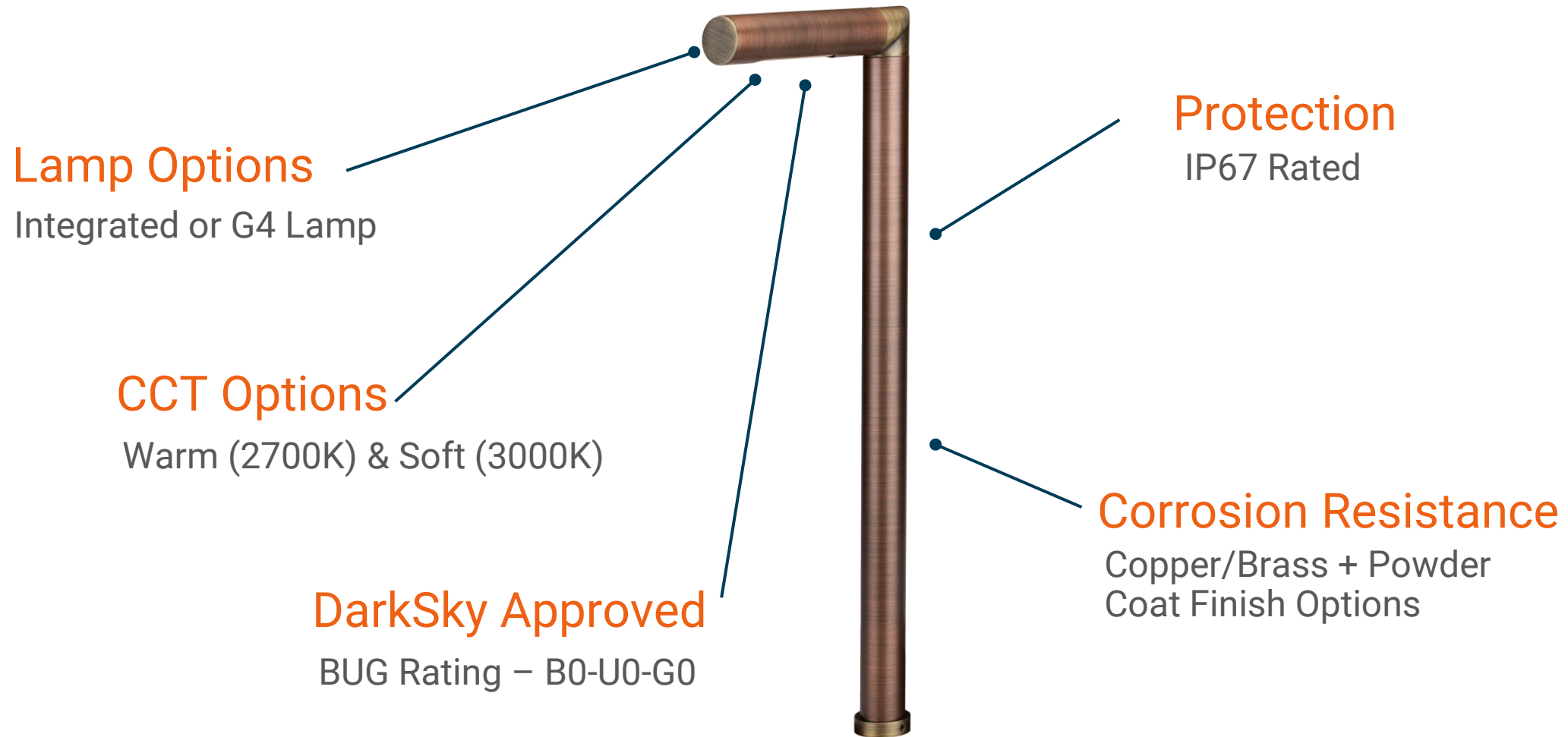
*RP32-1LED-W-18R-BZ

*RP33-NL-18R-BZ


*RP33-E2-W-18R-BZ

Assumptions:

- D/N: 0.391
- C/N: 30% Distributor Margin



Light Output & Distribution



- 8ft. on-center spacing

- 8ft. Forward*

*RP34-1LED-W-18R-CU

Ordering Info



		Base	D/N	C/N
RP-34*	1 LED	\$399	\$156	\$223
RP-35*	No Lamp	\$360	\$141	\$201
RP-35*	G4	\$382	\$149	\$213

*RP34-1LED-W-18R-CU

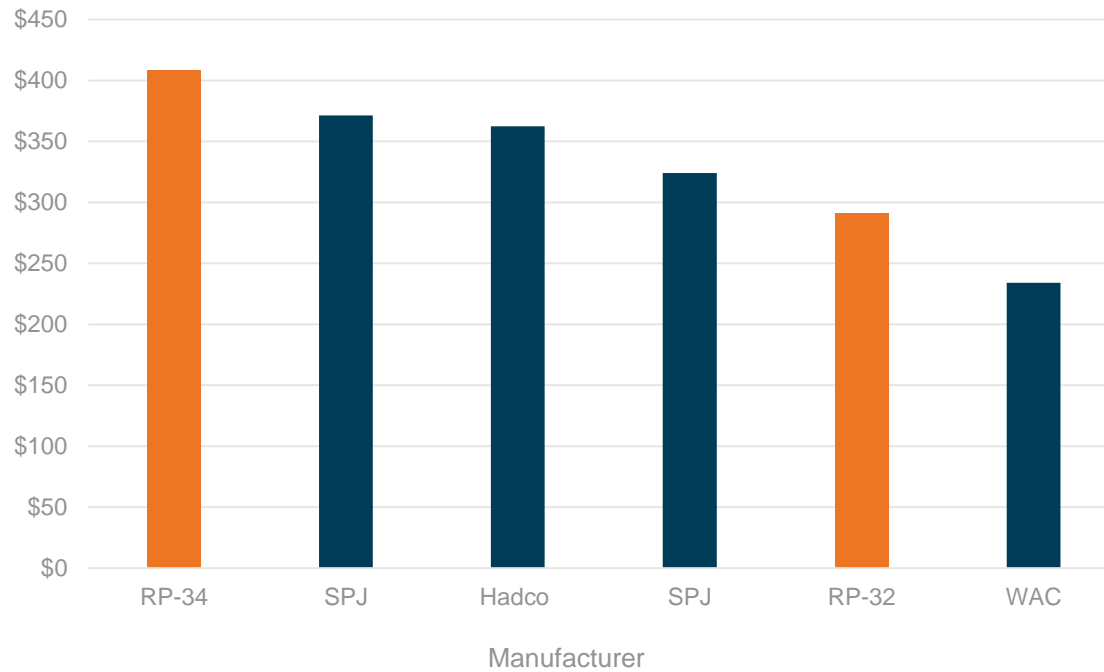
*RP35-NL-CU

*RP35-E2-W-18R-CU

Assumptions:

- D/N: 0.391
- C/N: 30% Distributor Margin

Competitor Pricing Comparison



Included Mounting Options



Modern & Runa

Two Mounting Options

Conduit Stabilizer

$\frac{3}{4}$ " – Conduit: M-PJ

$\frac{1}{2}$ " Adapter

LSS, SSS, Post Mount

Additional Mounting Options




Modern
MP-30/31



Runa
RP-32/33



Runa
RP-34/35

LED	CCT	M-PL	MP-30	MP-31
G4	2700K			✓
	3000K			✓
1LED	2700K	✓	✓	
	3000K		✓	
ZD	2700K	✓	✓	
	3000K		✓	
ZDT			✓	
ZDC	-	✓	✓	




M-PL

MP-30

MP-31

Lamp & CCT Options




LED	CCT	RP-32 RP-34	RP-33 RP-35
G4	2700K		✓
	3000K		✓
1LED	2700K	✓	
	3000K	✓	
ZD	2700K	✓	
	3000K	✓	
ZDT		✓	
ZDC	-	✓	



RP-32/33



RP-34/35

	MP-30 RP-32 RP-34	MP-31 RP-33 RP-35
	✓	✓
	✓	✓
	✓	-



MP-30/31

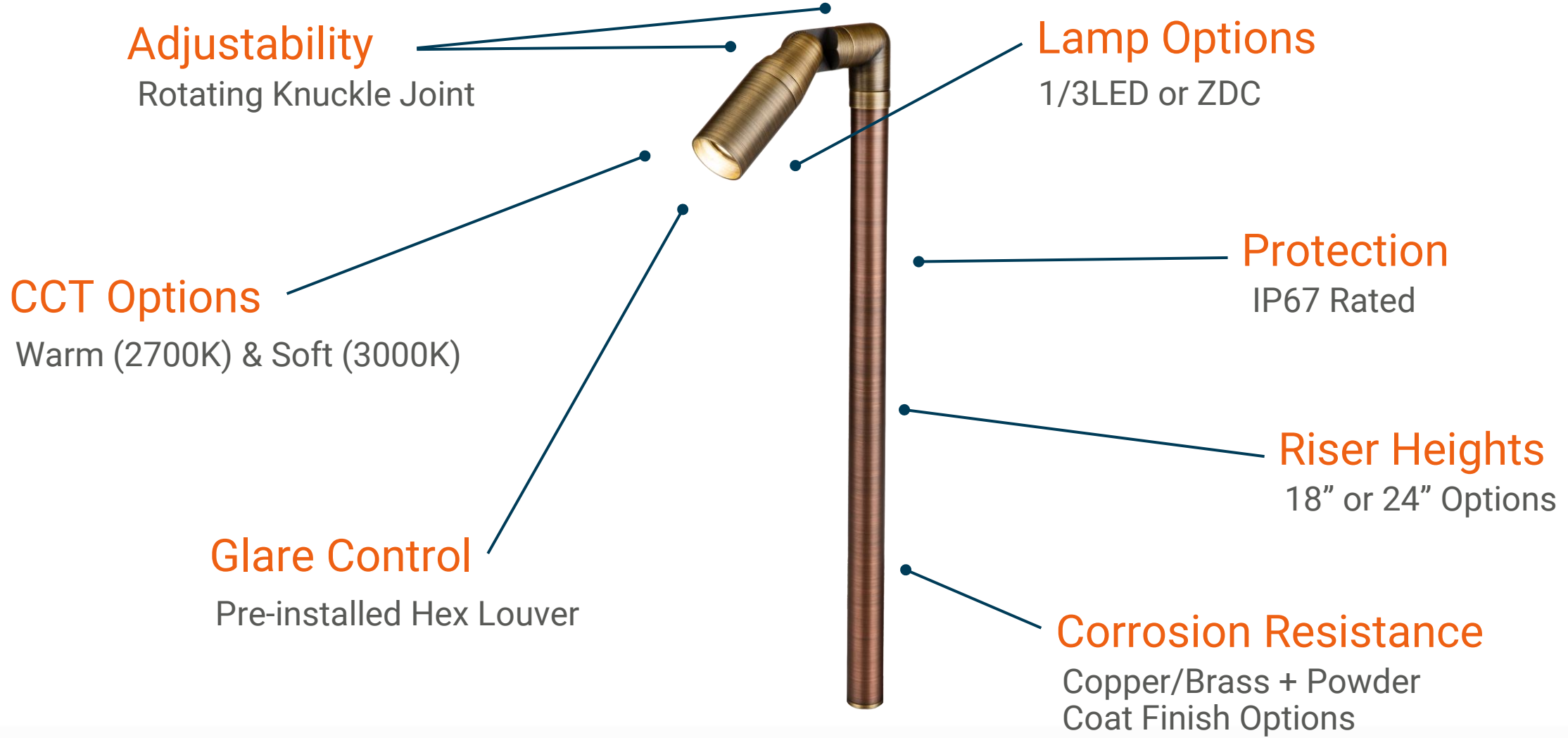
RP-32/33

RP-34/35 ²⁴




Pinnacle Path & Accent Lights

FXLuminaire®



Key Features: PP-36

Light Output & Distribution



*PP36-3LED-W-18R-BS

- 8ft. on-center spacing

Included Mounting Options



Post Mount

- PM-XX*
- Metal or Powder-Coat Finishes

Ordering Info



		Base	D/N	C/N
PP-36*	1 LED	\$399	\$156	\$223
PP-36*	3 LED	\$429	\$168	\$240

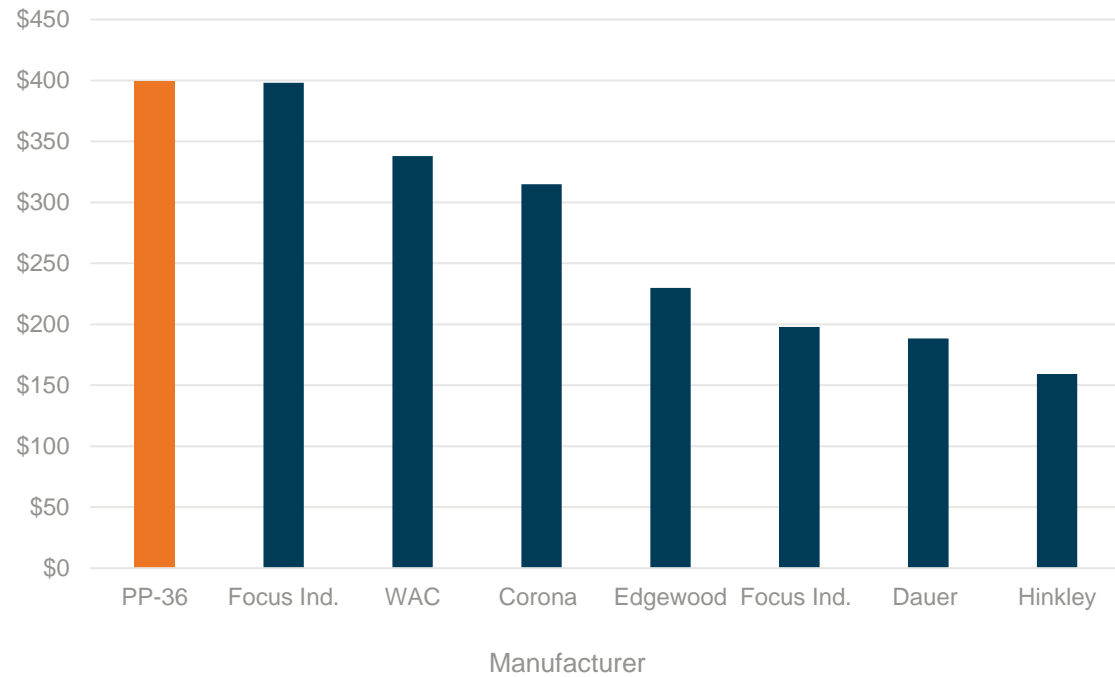
*PP36-1LED-W-18R-BS

*PP36-3LED-W-18R-BS

Assumptions:

- D/N: 0.391
- C/N: 30% Distributor Margin

Competitor Pricing Comparison



PP-36

Adjustability

Adjustable Knuckle
Rotational VersaBox Mount

Lamp Options

1/3LED or ZDC

CCT Options

Warm (2700K) & Soft (3000K)

Glare Control

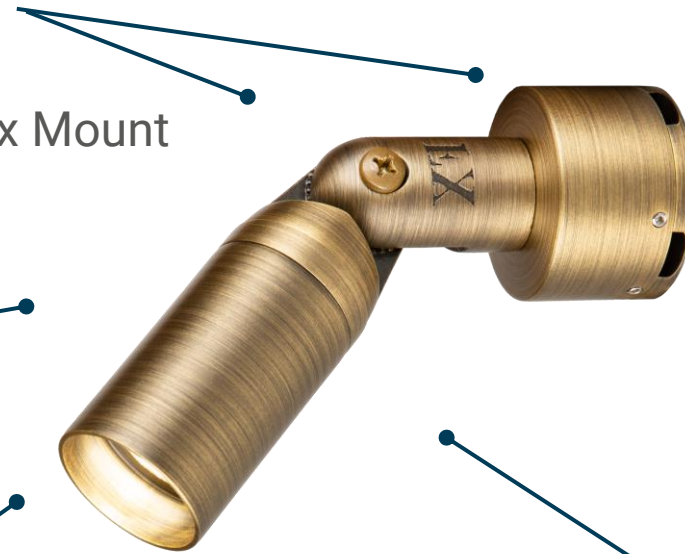
Pre-installed Hex Louver

Protection

IP67 Rated

Corrosion Resistance

Copper/Brass + Powder
Coat Finish Options



Ordering Info




		Base	D/N	C/N
PA-36*	1 LED	\$296	\$116	\$165
PA-36*	3 LED	\$327	\$128	\$183

*PA36-1LED-W-BS




*PA36-3LED-W-BS

Assumptions:

- D/N: 0.391
- C/N: 30% Distributor Margin

LED	CCT	PP-36 PA-36
1 LED	2700K	✓
	3000K	✓
3 LED	2700K	✓
	3000K	✓
ZD	2700K	✓
	3000K	✓
ZDT		✓
ZDC	-	✓



	PP-36 PA-36
	✓
	✓
	-



Launch Timeline

August 26th

30-Day Announcement

August 28th

Distributors

September 24th

Official Launch Date

