

REFERENCE CARD

MP ROTATOR[®]

Multiple rotating streams for areas from 5' to 35'

Hunter[®]



RESIDENTIAL & COMMERCIAL IRRIGATION | *Built on Innovation[®]*
Learn more. Visit hunterindustries.com

MP ROTATOR PERFORMANCE DATA

0.4
in/hr

MP-1000

Radius: 8' to 15'

- Maroon: 90° to 210°
- Lt. Blue: 210° to 270°
- Olive: 360°

MP-2000

Radius: 13' to 21'

- Black: 90° to 210°
- Green: 210° to 270°
- Red: 360°

Arc	Pressure PSI	Radius ft	Flow GPM	Precip in/hr		Radius ft	Flow GPM	Precip in/hr	
				■	▲			■	▲
90° 	30	12	0.17	0.45	0.52	18	0.38	0.45	0.52
	40	14	0.21	0.41	0.48	20	0.43	0.41	0.48
	50	15	0.25	0.43	0.49	21	0.47	0.41	0.47
180° 	30	12	0.34	0.45	0.52	17	0.64	0.43	0.49
	40	14	0.42	0.41	0.48	19	0.77	0.41	0.47
	50	15	0.50	0.43	0.49	21	0.91	0.40	0.46
210° 	30	12	0.40	0.46	0.53	17	0.75	0.43	0.49
	40	14	0.49	0.41	0.48	19	0.86	0.39	0.45
	50	15	0.57	0.42	0.48	21	0.98	0.37	0.42
270° 	30	12	0.48	0.43	0.49	17	0.95	0.42	0.49
	40	14	0.63	0.41	0.48	19	1.10	0.39	0.45
	50	15	0.72	0.41	0.47	21	1.23	0.36	0.41
360° 	30	12	0.69	0.46	0.53	17	1.28	0.43	0.49
	40	14	0.84	0.41	0.48	19	1.48	0.39	0.46
	50	15	0.98	0.42	0.48	21	1.68	0.37	0.42

MP ROTATOR PERFORMANCE DATA

0.4
in/hr

MP-3000






Radius: 22' to 30'

- Blue: 90° to 210°
- Yellow: 210° to 270°
- Gray: 360°

MP-3500

Radius: 31' to 35'

- Light Brown: 90° to 210°

Arc	Pressure PSI	Radius ft	Flow GPM	Precip in/hr		Radius ft	Flow GPM	Precip in/hr	
				■	▲			■	▲
90° 	30	27	0.76	0.40	0.46	34	1.13	0.38	0.43
	40	30	0.86	0.37	0.42	35	1.28	0.40	0.46
	50	30	0.95	0.41	0.47	35	1.43	0.45	0.52
180° 	30	27	1.58	0.42	0.48	34	2.24	0.37	0.43
	40	30	1.82	0.39	0.45	35	2.86	0.45	0.52
	50	30	2.04	0.44	0.50	35	3.21	0.50	0.58
210° 	30	27	1.84	0.42	0.48	34	2.84	0.41	0.47
	40	30	2.12	0.39	0.45	35	3.29	0.44	0.51
	50	30	2.37	0.43	0.50	35	3.76	0.51	0.59
270° 	30	27	2.37	0.42	0.48				
	40	30	2.73	0.39	0.45				
	50	30	3.06	0.44	0.50				
360° 	30	27	3.15	0.42	0.48				
	40	30	3.64	0.39	0.45				
	50	30	4.07	0.44	0.50				

MP ROTATOR MP800 PERFORMANCE DATA

MP-800SR

Radius: 6' to 12'

- Orange and Gray: 90° to 210°
- Lime Green and Gray: 360°

Arc	Pressure PSI	MIN RADIUS		MAX RADIUS		Precip in/hr	
		Radius ft	Flow GPM	Radius ft	Flow GPM	■	▲
90° ■	30	6	0.13	8	0.17	0.90	1.04
	40	8	0.16	10	0.23	0.83	0.96
	50	9	0.19	11	0.27	0.79	0.92
180° ◐	30	6	0.26	8	0.33	0.88	1.02
	40	8	0.32	10	0.42	0.81	0.93
	50	9	0.38	11	0.48	0.76	0.88
210° ◑	30	6	0.30	8	0.35	0.80	0.93
	40	8	0.37	10	0.43	0.81	0.91
	50	9	0.44	11	0.49	0.73	0.85
360° ●	30	6	0.47	8	0.66	0.89	1.03
	40	8	0.56	10	0.78	0.79	0.91
	50	9	0.63	11	0.88	0.73	0.85



MP ROTATOR MP800 PERFORMANCE DATA

MP-815

Radius: 8' to 16'

- Maroon and Gray: 90° to 210°
- Lt. Blue and Gray: 210° to 270°
- Olive and Gray: 360°

MP-820

Radius: 15' to 24'

- Black and Gray: 90° to 210°
- Green and Gray: 210° to 270°
- Red and Gray: 360°

Arc	Pressure PSI	Radius ft	Flow GPM	Precip in/hr		Radius ft	Flow GPM	Precip in/hr	
				■	▲			■	▲
90° ■	30	14	0.42	0.83	0.95	20	0.85	0.82	0.94
	40	15	0.49	0.84	0.97	22	0.97	0.77	0.89
	50	16	0.55	0.83	0.96	24	1.11	0.74	0.85
180° ◐	30	13	0.75	0.43	0.99	20	1.72	0.83	0.96
	40	15	0.93	0.80	0.92	22	2.01	0.80	0.92
	50	16	1.06	0.80	0.92	23	2.21	0.80	0.93
210° ◑	30	13	0.88	0.86	0.99	20	1.94	0.80	0.92
	40	15	1.10	0.81	0.93	22	2.36	0.81	0.93
	50	16	1.24	0.80	0.92	23	2.52	0.79	0.91
270° ◒	30	13	1.14	0.87	1.00	20	2.53	0.81	0.94
	40	15	1.40	0.80	0.92	22	3.00	0.80	0.92
	50	16	1.54	0.77	0.89	23	3.30	0.80	0.93
360° ●	30	13	1.52	0.87	1.00	20	3.40	0.82	0.94
	40	15	1.87	0.80	0.92	22	3.97	0.79	0.91
	50	16	2.13	0.80	0.92	23	4.30	0.78	0.90

Bold = Recommended Pressure

For nominal radius settings, regulate the inlet pressure to 40 PSI. Pair with a Pro-Spray® PRS40 Sprinkler Body. To achieve the lowest radius settings, regulate the inlet pressure to 30 PSI. Pair with a Pro-Spray PRS30 Sprinkler Body.

0.8
in/hr




MP ROTATOR PERFORMANCE DATA

0.4
in/hr

MP Corner

Radius: 8' to 15'

● Turquoise: 45° to 105°

Arc	Pressure PSI	Radius ft	Flow GPM
45° 	30	12	0.17
	40	14	0.19
	50	14	0.22
90° 	30	12	0.34
	40	14	0.39
	50	15	0.43
105° 	30	12	0.39
	40	14	0.45
	50	15	0.51






Discover your potential savings with our Water Savings Calculator at hunter.info/calculatorUS.

MP ROTATOR PERFORMANCE DATA

- **MP-LCS-515**: Ivory, MP Left Corner Strip
- **MP-RCS-515**: Copper, MP Right Corner Strip
- **MP-SS-530**: Brown, MP Side Strip



	Pressure PSI	Radius ft	Flow GPM	Precip in/hr	
				■	▲
MP Left Corner Strip 	30	14 x 4	0.17	1.17	0.58
	40	15 x 5	0.19	0.98	0.49
	50	16 x 5	0.23	1.11	0.55
MP Right Corner Strip 	30	14 x 4	0.17	1.17	0.58
	40	15 x 5	0.19	0.98	0.49
	50	16 x 5	0.23	1.11	0.55
MP Side Strip 	30	28 x 4	0.33	1.13	0.57
	40	30 x 5	0.38	0.98	0.49
	50	32 x 6	0.44	0.88	0.44



Bold = Recommended Pressure