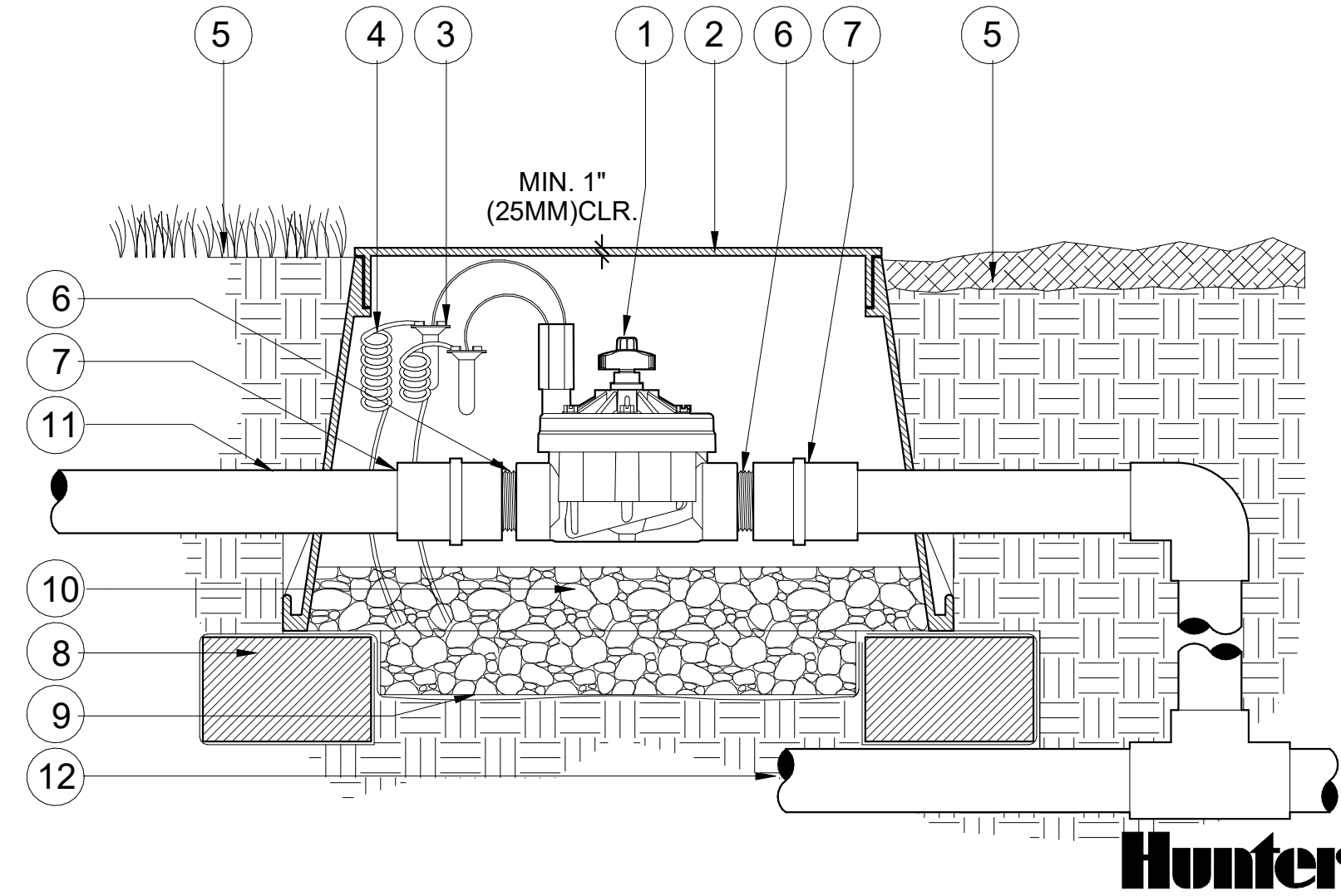


## LEGEND

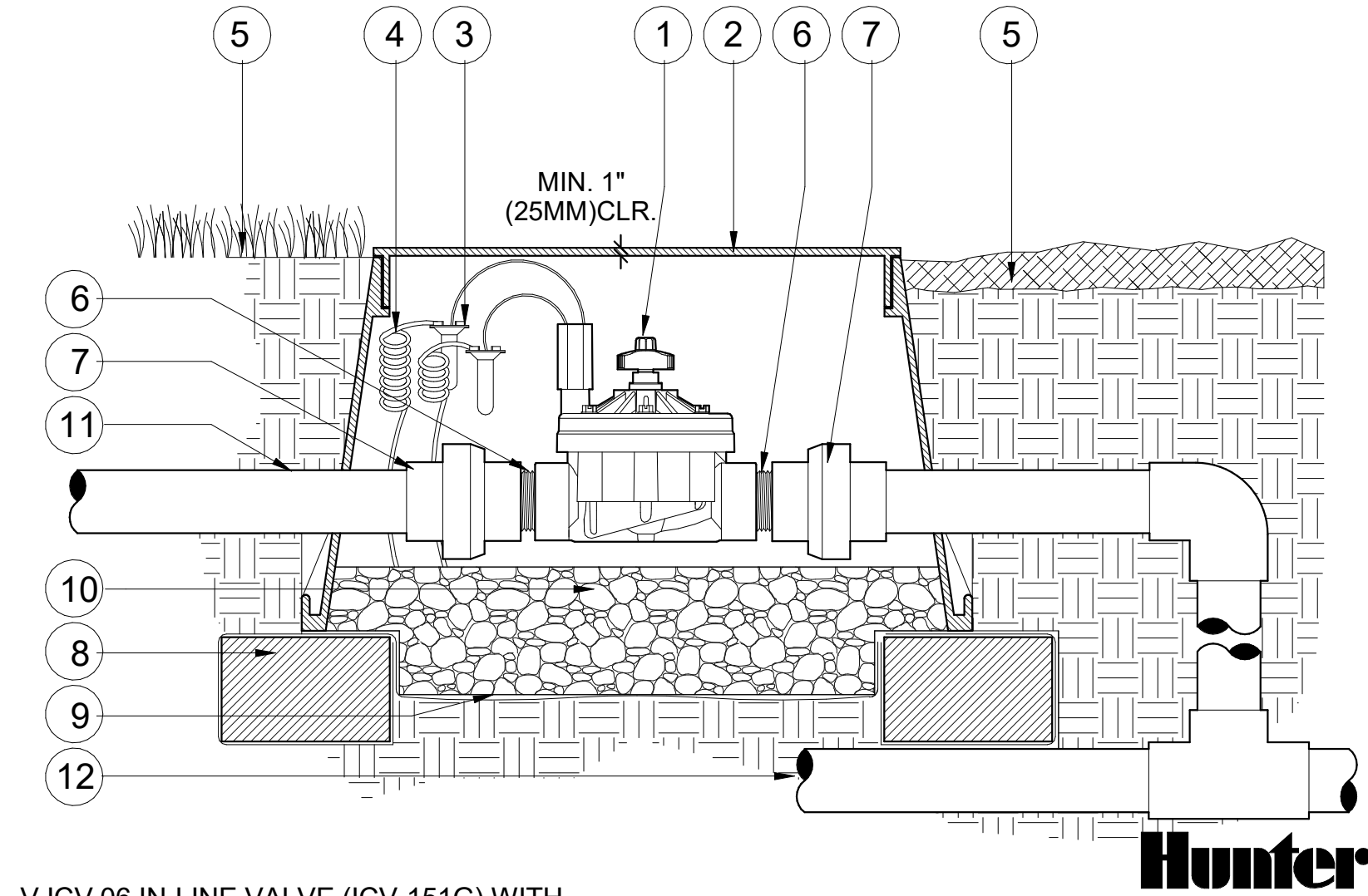
- |   |  |
|---|--|
| ① HUNTER REMOTE CONTROL VALVE (ICV) WITH FLOW CONTROL           | ⑦ PVC SLIP X FPT ADAPTOR                           |
| ② IRRIGATION VALVE BOX: HEAT STAMP LID WITH 'RCV' IN 2" LETTERS | ⑧ BRICK SUPPORTS (4)                               |
| ③ WATERPROOF CONNECTORS (2)                                     | ⑨ FILTER FABRIC - WRAP TWICE AROUND BRICK SUPPORTS |
| ④ 18"-24" COILED WIRE TO CONTROLLER                             | ⑩ 3/4" WASHED GRAVEL - 4" MIN. DEPTH               |
| ⑤ FINISH GRADE AT ADJACENT SURFACE (TURF OR MULCH)              | ⑪ IRRIGATION LATERAL                               |
| ⑥ SCH. 80 CLOSE NIPPLE, SIZE PER RCV                            | ⑫ MAINLINE AND FITTINGS                            |



① V.ICV.05 IN-LINE VALVE (ICV-151G)  
1:5

## LEGEND

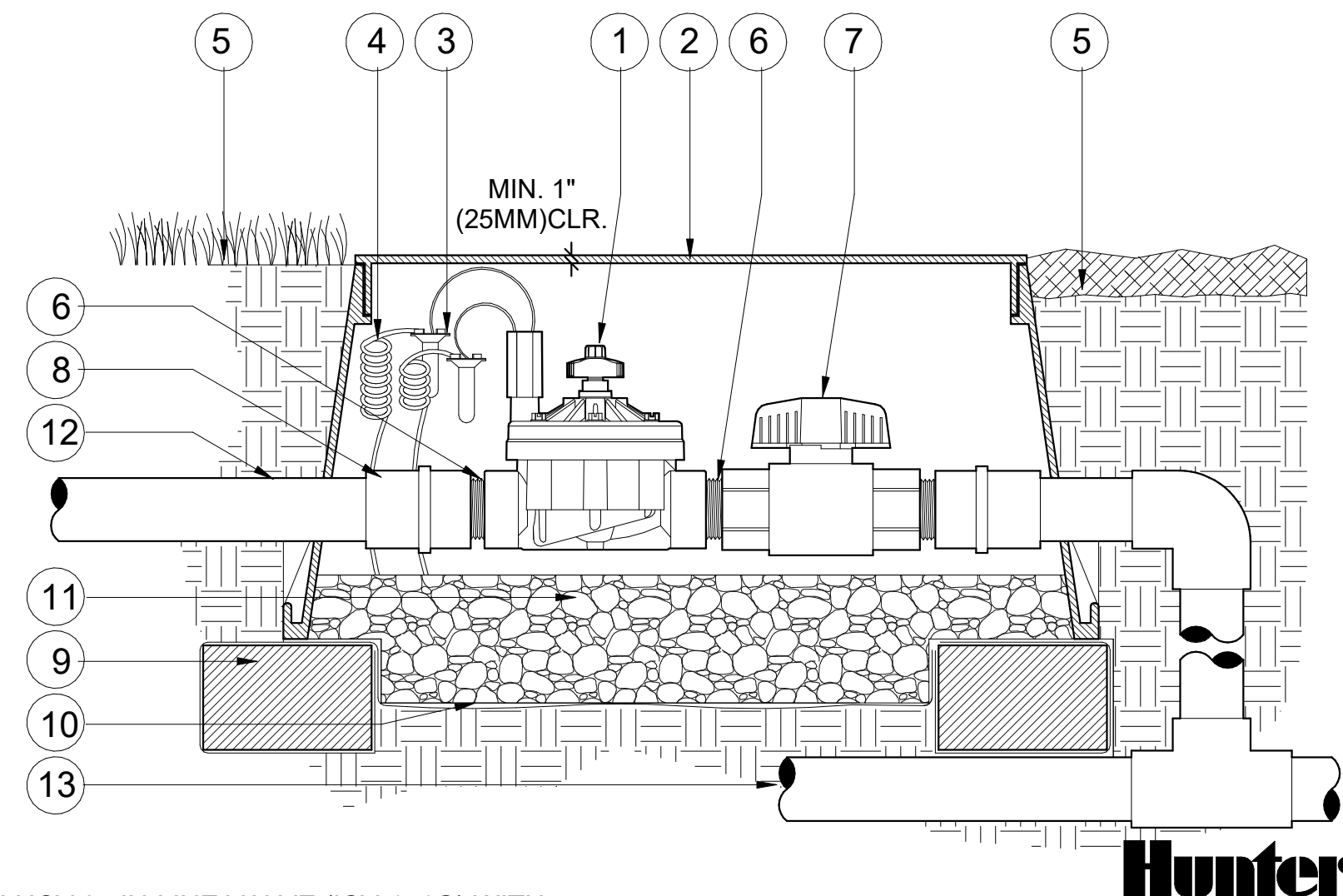
- |   |  |
|---|--|
| ① HUNTER REMOTE CONTROL VALVE (ICV) WITH FLOW CONTROL           | ⑦ PVC SLIP X FPT UNION                             |
| ② IRRIGATION VALVE BOX: HEAT STAMP LID WITH 'RCV' IN 2" LETTERS | ⑧ BRICK SUPPORTS (4)                               |
| ③ WATERPROOF CONNECTORS (2)                                     | ⑨ FILTER FABRIC - WRAP TWICE AROUND BRICK SUPPORTS |
| ④ 18"-24" COILED WIRE TO CONTROLLER                             | ⑩ 3/4" WASHED GRAVEL - 4" MIN. DEPTH               |
| ⑤ FINISH GRADE AT ADJACENT SURFACE (TURF OR MULCH)              | ⑪ IRRIGATION LATERAL                               |
| ⑥ SCH. 80 CLOSE NIPPLE, SIZE PER RCV                            | ⑫ MAINLINE AND FITTINGS                            |



② V.ICV.06 IN-LINE VALVE (ICV-151G) WITH UNIONS  
1:5

## LEGEND

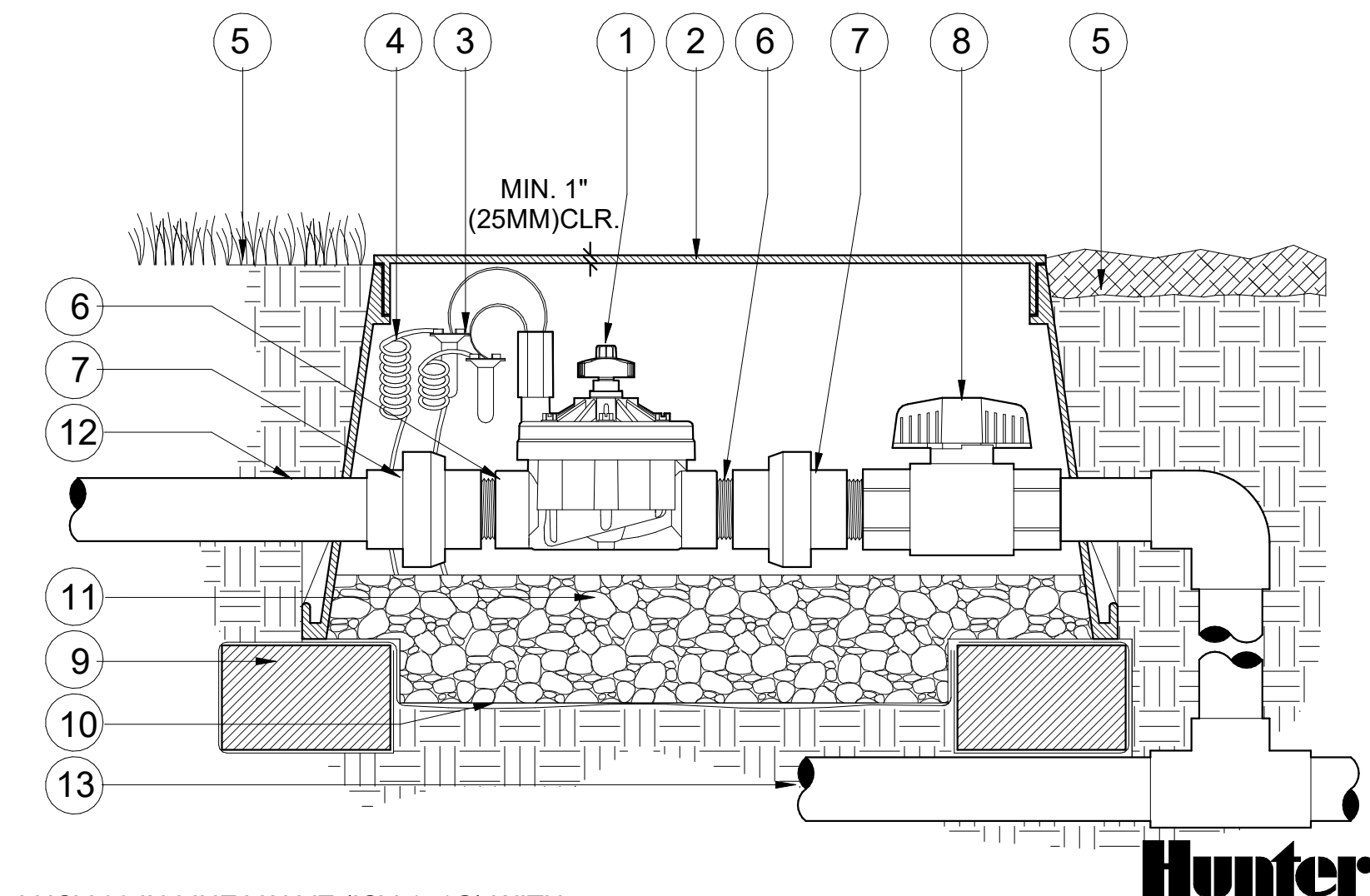
- |   |  |
|---|--|
| ① HUNTER REMOTE CONTROL VALVE (ICV) WITH FLOW CONTROL           | ⑦ ISOLATION VALVE, SIZE AND TYPE PER PLAN          |
| ② IRRIGATION VALVE BOX: HEAT STAMP LID WITH 'RCV' IN 2" LETTERS | ⑧ PVC SLIP X FPT ADAPTOR                           |
| ③ WATERPROOF CONNECTORS (2)                                     | ⑨ BRICK SUPPORTS (4)                               |
| ④ 18"-24" COILED WIRE TO CONTROLLER                             | ⑩ FILTER FABRIC - WRAP TWICE AROUND BRICK SUPPORTS |
| ⑤ FINISH GRADE AT ADJACENT SURFACE (TURF OR MULCH)              | ⑪ 3/4" WASHED GRAVEL - 4" MIN. DEPTH               |
| ⑥ SCH. 80 CLOSE NIPPLE, SIZE PER RCV                            | ⑫ IRRIGATION LATERAL                               |
|   | ⑬ MAINLINE AND FITTINGS                            |



③ V.ICV.07 IN-LINE VALVE (ICV-151G) WITH ISOLATION VALVE  
1:5

## LEGEND

- |   |  |
|---|--|
| ① HUNTER REMOTE CONTROL VALVE (ICV) WITH FLOW CONTROL           | ⑦ PVC SLIP (OR FPT) X FPT UNION                    |
| ② IRRIGATION VALVE BOX: HEAT STAMP LID WITH 'RCV' IN 2" LETTERS | ⑧ ISOLATION VALVE, SIZE AND TYPE PER PLAN          |
| ③ WATERPROOF CONNECTORS (2)                                     | ⑨ BRICK SUPPORTS (4)                               |
| ④ 18"-24" COILED WIRE TO CONTROLLER                             | ⑩ FILTER FABRIC - WRAP TWICE AROUND BRICK SUPPORTS |
| ⑤ FINISH GRADE AT ADJACENT SURFACE (TURF OR MULCH)              | ⑪ 3/4" WASHED GRAVEL - 4" MIN. DEPTH               |
| ⑥ SCH. 80 CLOSE NIPPLE, SIZE PER RCV                            | ⑫ IRRIGATION LATERAL                               |
|   | ⑬ MAINLINE AND FITTINGS                            |



④ V.ICV.08 IN-LINE VALVE (ICV-151G) WITH UNIONS AND ISOLATION VALVE  
1:5

No.	Description	Date

Hunter Industries

VALVES  
ICV-151G

Project Number ICV-151G  
Date 07 June 2019  
Drawn By Hunter  
Checked By Hunter

# ICV-151G

Scale 1:5