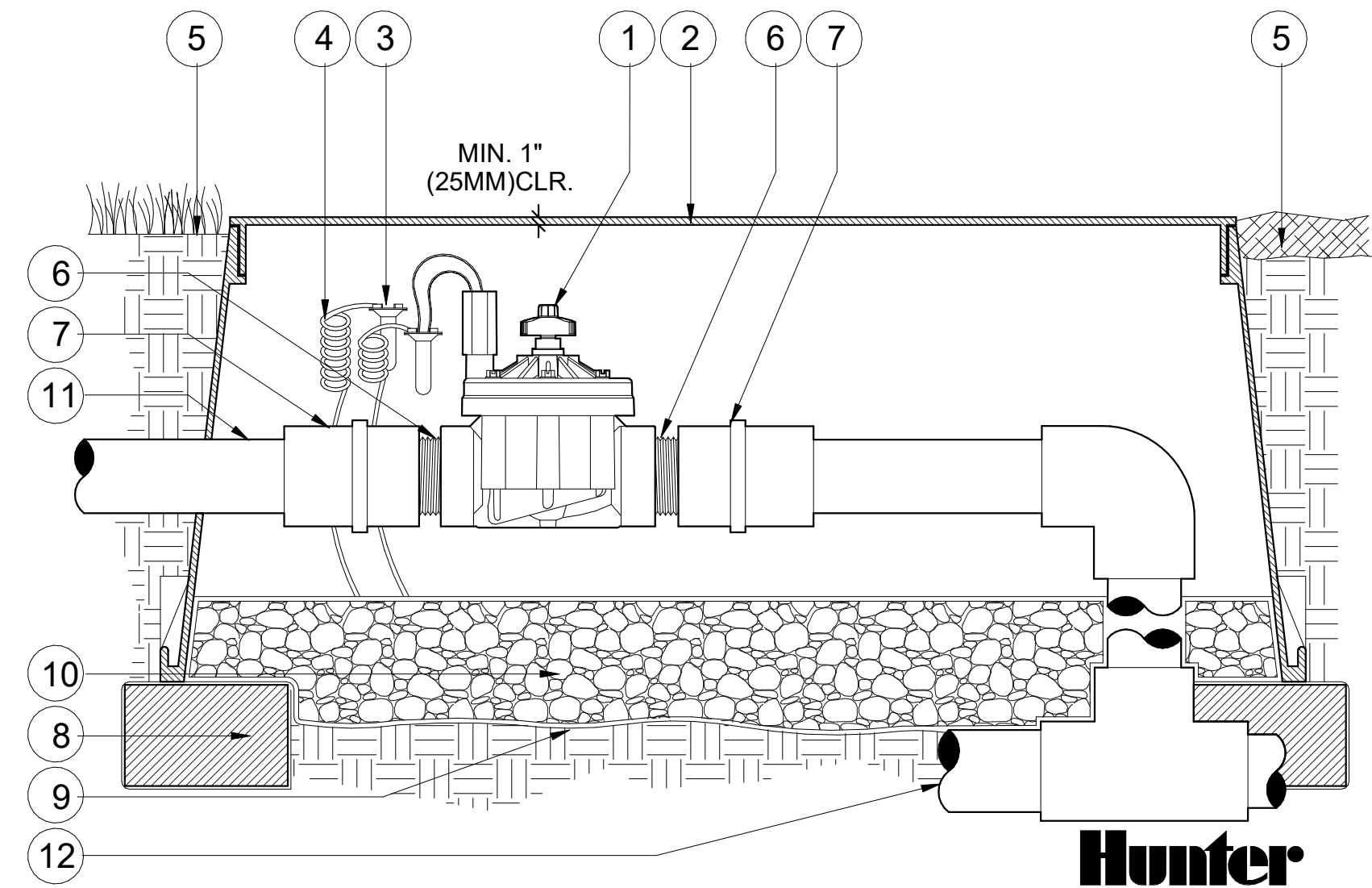


LEGEND

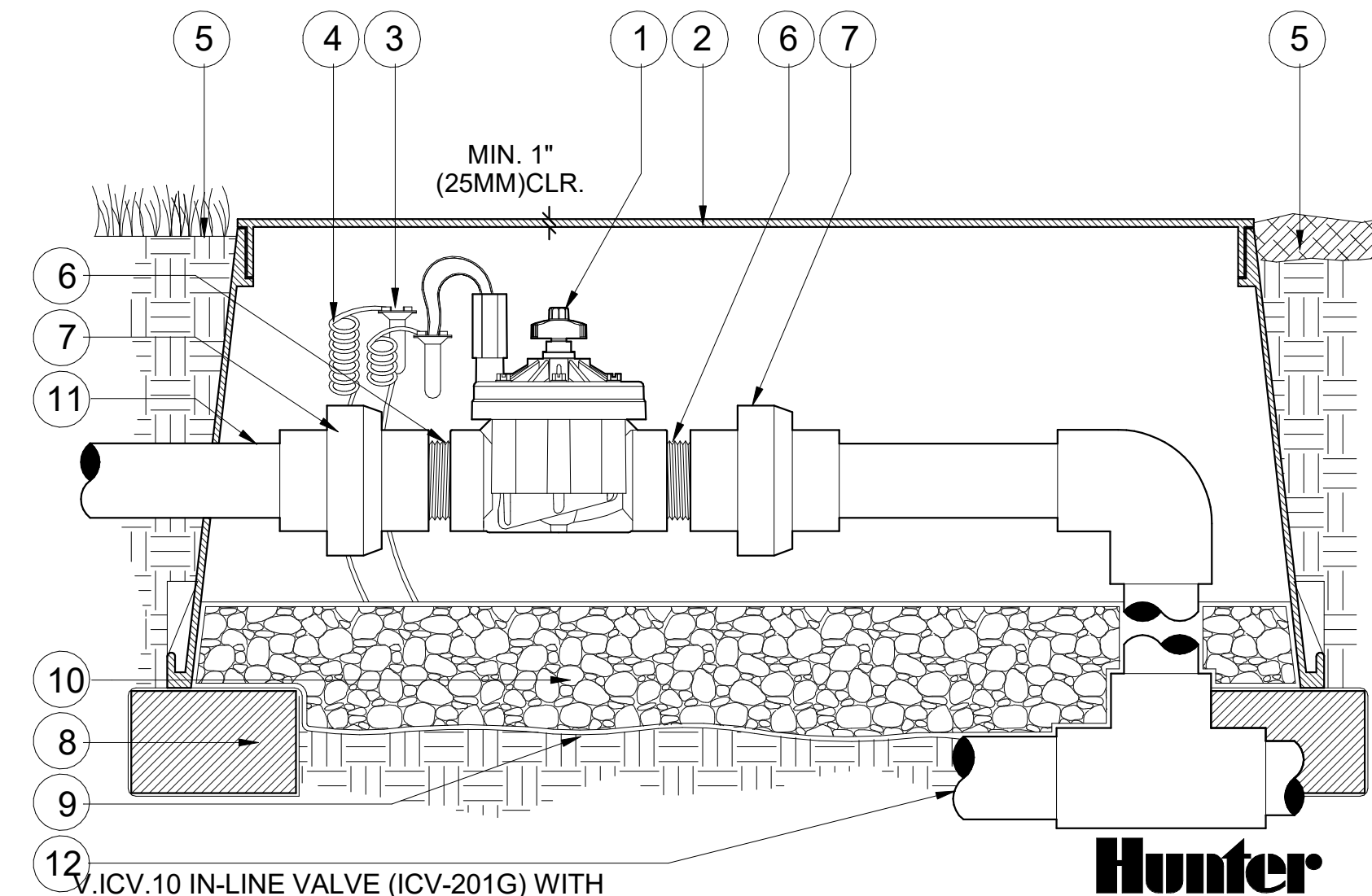
- | | |
|-----------------------------------------------------------------|----------------------------------------------------|
| 1 HUNTER REMOTE CONTROL VALVE (ICV) WITH FLOW CONTROL | 7 PVC SLIP X FPT ADAPTOR |
| 2 IRRIGATION VALVE BOX: HEAT STAMP LID WITH 'RCV' IN 2" LETTERS | 8 BRICK SUPPORTS (4) |
| 3 WATERPROOF CONNECTORS (2) | 9 FILTER FABRIC - WRAP TWICE AROUND BRICK SUPPORTS |
| 4 18"-24" COILED WIRE TO CONTROLLER | 10 3/4" WASHED GRAVEL - 4" MIN. DEPTH |
| 5 FINISH GRADE AT ADJACENT SURFACE (TURF OR MULCH) | 11 IRRIGATION LATERAL |
| 6 SCH. 80 CLOSE NIPPLE, SIZE PER RCV | 12 MAINLINE AND FITTINGS |



1 V. ICV.09 IN-LINE VALVE (ICV-201G)
1: 5

LEGEND

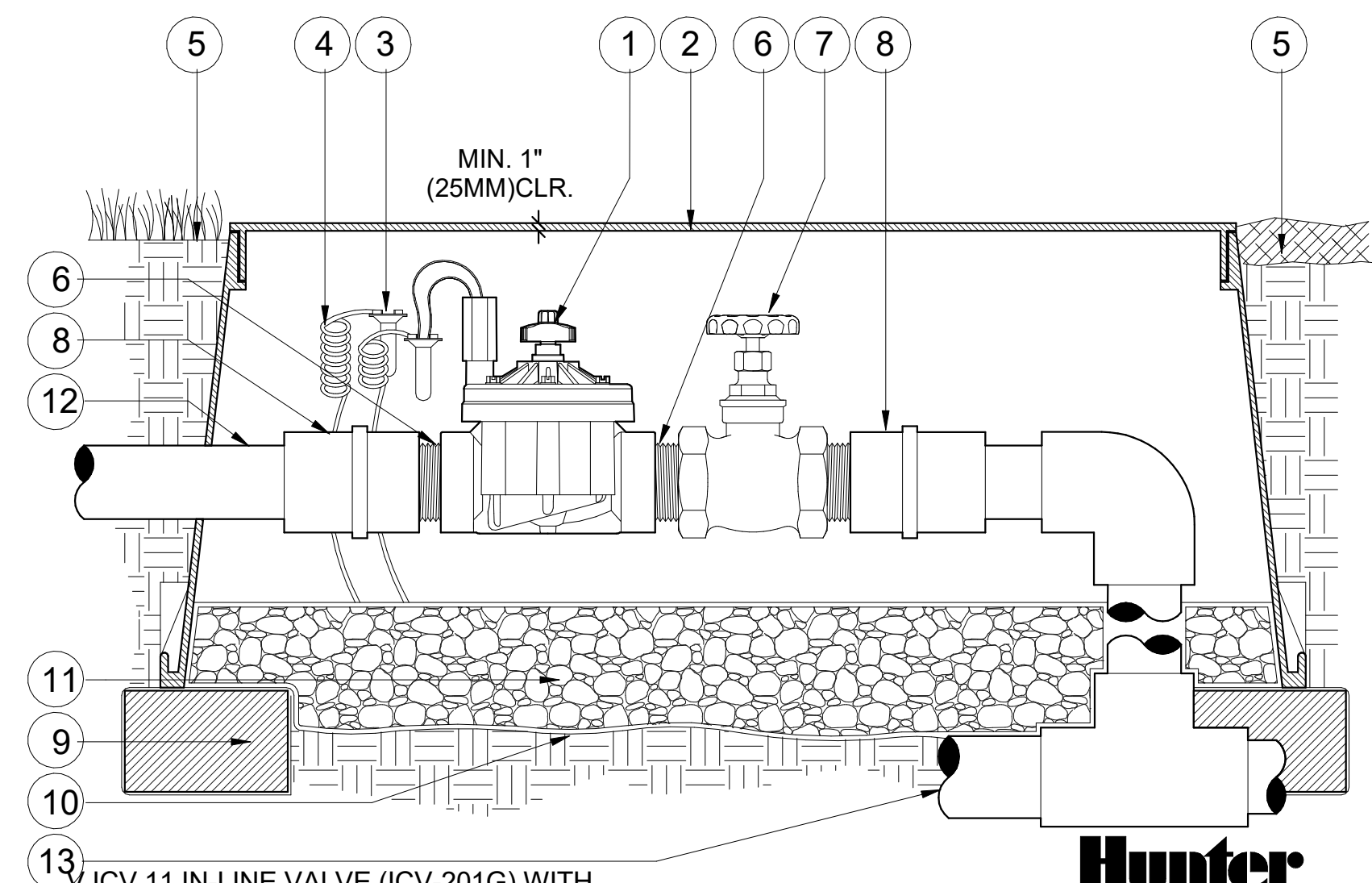
- | | |
|-----------------------------------------------------------------|----------------------------------------------------|
| 1 HUNTER REMOTE CONTROL VALVE (ICV) WITH FLOW CONTROL | 7 PVC SLIP X FPT UNION |
| 2 IRRIGATION VALVE BOX: HEAT STAMP LID WITH 'RCV' IN 2" LETTERS | 8 BRICK SUPPORTS (4) |
| 3 WATERPROOF CONNECTORS (2) | 9 FILTER FABRIC - WRAP TWICE AROUND BRICK SUPPORTS |
| 4 18"-24" COILED WIRE TO CONTROLLER | 10 3/4" WASHED GRAVEL - 4" MIN. DEPTH |
| 5 FINISH GRADE AT ADJACENT SURFACE (TURF OR MULCH) | 11 IRRIGATION LATERAL |
| 6 SCH. 80 CLOSE NIPPLE, SIZE PER RCV | 12 MAINLINE AND FITTINGS |



1 V. ICV.10 IN-LINE VALVE (ICV-201G) WITH UNIONS
2: 1: 5

LEGEND

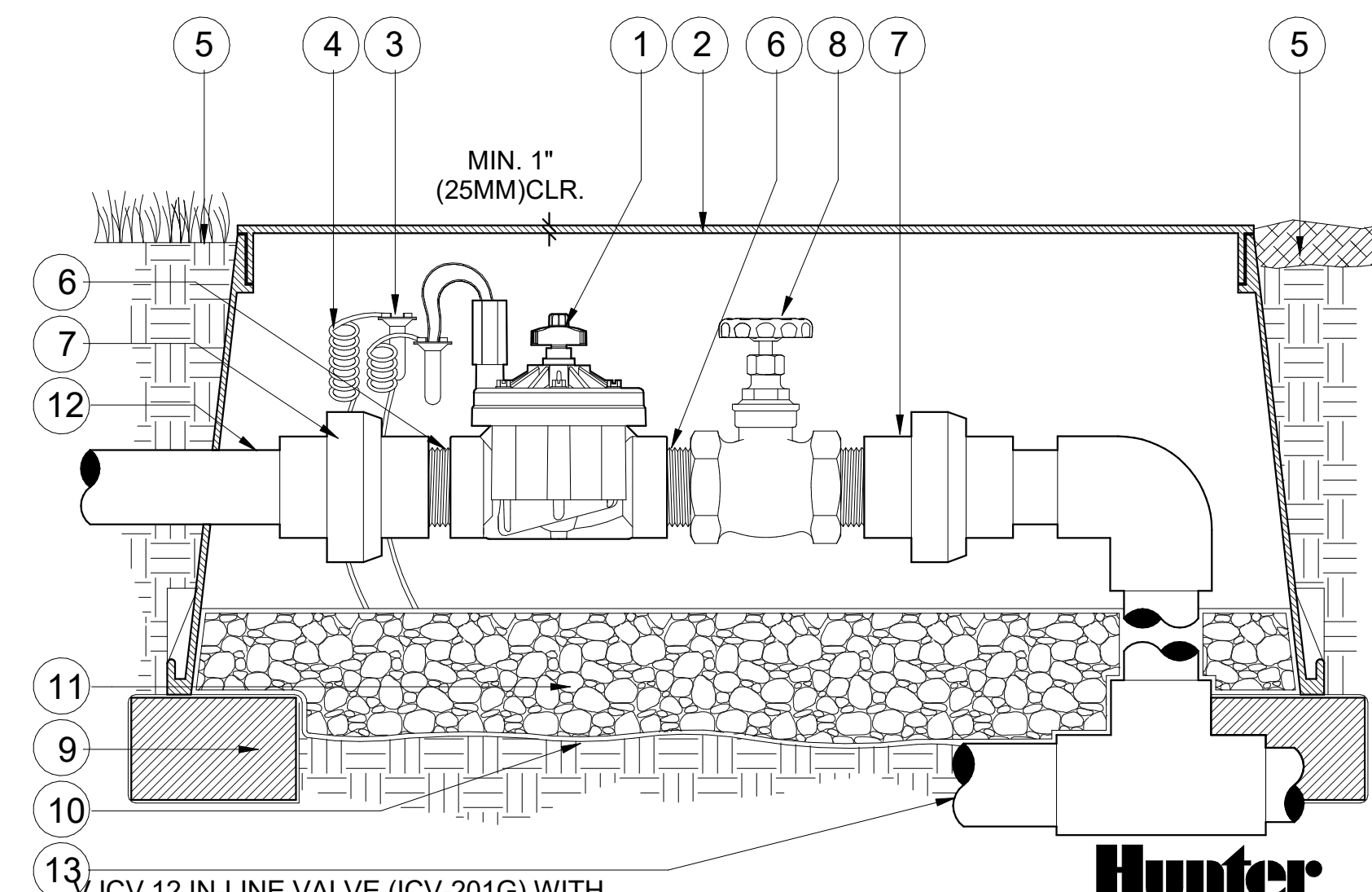
- | | |
|-----------------------------------------------------------------|-----------------------------------------------------|
| 1 HUNTER REMOTE CONTROL VALVE (ICV) WITH FLOW CONTROL | 7 ISOLATION VALVE, SIZE AND TYPE PER PLAN |
| 2 IRRIGATION VALVE BOX: HEAT STAMP LID WITH 'RCV' IN 2" LETTERS | 8 PVC SLIP X FPT ADAPTOR |
| 3 WATERPROOF CONNECTORS (2) | 9 BRICK SUPPORTS (4) |
| 4 18"-24" COILED WIRE TO CONTROLLER | 10 FILTER FABRIC - WRAP TWICE AROUND BRICK SUPPORTS |
| 5 FINISH GRADE AT ADJACENT SURFACE (TURF OR MULCH) | 11 3/4" WASHED GRAVEL - 4" MIN. DEPTH |
| 6 SCH. 80 CLOSE NIPPLE, SIZE PER RCV | 12 IRRIGATION LATERAL |
| | 13 MAINLINE AND FITTINGS |



1 V. ICV.11 IN-LINE VALVE (ICV-201G) WITH ISOLATION VALVE
3: 1: 5

LEGEND

- | | |
|-----------------------------------------------------------------|-----------------------------------------------------|
| 1 HUNTER REMOTE CONTROL VALVE (ICV) WITH FLOW CONTROL | 7 PVC SLIP (OR FPT) X FPT UNION |
| 2 IRRIGATION VALVE BOX: HEAT STAMP LID WITH 'RCV' IN 2" LETTERS | 8 ISOLATION VALVE, SIZE AND TYPE PER PLAN |
| 3 WATERPROOF CONNECTORS (2) | 9 BRICK SUPPORTS (4) |
| 4 18"-24" COILED WIRE TO CONTROLLER | 10 FILTER FABRIC - WRAP TWICE AROUND BRICK SUPPORTS |
| 5 FINISH GRADE AT ADJACENT SURFACE (TURF OR MULCH) | 11 3/4" WASHED GRAVEL - 4" MIN. DEPTH |
| 6 SCH. 80 CLOSE NIPPLE, SIZE PER RCV | 12 IRRIGATION LATERAL |
| | 13 MAINLINE AND FITTINGS |



1 V. ICV.12 IN-LINE VALVE (ICV-201G) WITH UNIONS AND ISOLATION VALVE
4: 1: 5

No.	Description	Date

Hunter Industries

VALVES
ICV-201G

Project Number ICV-201G

Date 07 June 2019

Drawn By Hunter

Checked By Hunter

ICV-201G

Scale 1: 5