

## G-885

The Perfect Combination of Power, Performance, and Serviceability

### ÖNEMLI AVANTAJLARI

- Adjustable model distinguished by a gray collar that comes factory set in a part-circle configuration (60° to 360°)
- Exclusive PressurePort™ Nozzle Technology optimizes incoming pressure at each nozzle to increase consistency and maximize distribution uniformity
- High-torque gear drive is the strongest in the industry to mitigate the challenges of debris infiltration
- Proprietary Filter Sentry™ Mechanism cleans the filter with every opening and closing cycle



### MODEL SPECIFICATIONS

- True Full circle/Adjustable Part circle (60° to 360°)

### MODEL VARIATIONS

- C** = Check-O-Matic checks up to 25' in elevation change and readily converts to Normally Open Hydraulic with through the top connections
- D** = Decoder Valve-In-Head with all "E" specifications below
- DD** = 2-Station Decoder Valve-In-Head with all "E" specifications below
- E** = Electric Valve-In-Head with adjustable pressure regulation, on-off-auto selector, 190mA (350mA inrush) solenoid with captive plunger and internal downstream bleed.

### OPERATING SPECIFICATIONS

#### G885



















- Radius: 37' to 94'
- Discharge rate: 8.9 to 59.6 GPM
- Pressure range: 50 to 100 PSI
- Pressure rating: 150 PSI









**G885**

Overall Height	11-3/4"
Pop-up Height	3-3/4"
Flange Diameter	7-1/4"
Inlet Size	1-1/2" Female ACME









# G-885 / G85B NOZZLE PERFORMANCE DATA\*

Nozzle			Pressure	Radius	Flow	Precip in/hr	
			PSI	ft	GPM	■	▲
Orange  803603	10 ° Lt. Green	Dk. Green  315312	50	37	8.9	0.63	0.72
			60	39	9.8	0.62	0.72
			65	41	10.2	0.58	0.67
			-	-	-	-	-
			-	-	-	-	-
Orange  803603	13 ° Lt. Blue	White  315314	50	47	11.4	0.50	0.57
			60	48	12.3	0.51	0.59
			65	49	12.9	0.52	0.60
			-	-	-	-	-
			-	-	-	-	-
Orange  803603	15 ° White	White  315314	50	52	12.9	0.46	0.53
			60	52	14.5	0.52	0.60
			65	53	14.9	0.51	0.59
			70	53	15.5	0.53	0.61
			80	54	16.5	0.54	0.63
Orange  803603	18 ° Orange	Lt. Green  315313	50	57	16.6	0.49	0.57
			60	58	17.8	0.51	0.59
			65	59	18.6	0.51	0.59
			70	60	19.4	0.52	0.60
			80	61	20.5	0.53	0.61
Orange  803603	20 ° Tan	Lt. Green  315313	50	59	17.9	0.49	0.57
			60	61	19.5	0.50	0.58
			65	62	19.8	0.50	0.57
			70	63	20.6	0.50	0.58
			80	64	22.1	0.52	0.60
Orange  803603	23 ° Green	Lt. Green  315313	50	65	20.2	0.46	0.53
			60	66	22.1	0.49	0.56
			65	67	23.9	0.51	0.59
			70	67	24.2	0.52	0.60
			80	69	25.9	0.52	0.60
Red  803602	25 ° Blue	Green  315310	65	71	28.3	0.54	0.62
			70	72	29.3	0.54	0.63
			80	73	31.5	0.57	0.66
			90	74	33.4	0.59	0.68
			100	75	35.4	0.61	0.70
Red  803602	33 ° Grey	Green  315310	65	72	30.6	0.57	0.66
			70	73	31.6	0.57	0.66
			80	75	33.9	0.58	0.67
			90	77	35.8	0.58	0.67
			100	79	37.9	0.58	0.67
Red  803602	38 ° Red	Green  315310	65	76	34.9	0.58	0.67
			70	78	36.2	0.57	0.66
			80	80	39.1	0.59	0.68
			90	82	41.2	0.59	0.68

100	84	43.5	0.59	0.69			
Red  803602	43 • <b>Dk. Brown</b>	Green  315310	-	-	-	-	-
			70	81	41.2	0.60	0.70
			80	83	43.5	0.61	0.70
			90	86	46.2	0.60	0.69
			100	89	48.7	0.59	0.68
Dk. Red  803602	48 • <b>Dk. Green</b>	Dk. Green  315312	-	-	-	-	-
			70	83	46.3	0.65	0.75
			80	85	48.4	0.64	0.74
			90	89	51.7	0.63	0.73
			100	91	54.5	0.63	0.73
Dk. Red  803601	53 • <b>Dk. Blue</b>	Dk. Green  315312	-	-	-	-	-
			70	87	50.7	0.64	0.74
			80	89	53.1	0.65	0.75
			90	92	56.4	0.64	0.74
			100	94	59.6	0.65	0.75

**Note:** Nozzle plug P/N 315300 installed in the back side of the nozzle housing.

\*Complies to ASAE standard. All precipitation rates calculated for 360° operation. All triangular rates are equilateral.

P/N	Color	Profile	65 PSI		80 PSI	
			Radius	GPM	RADIUS	GPM
803604	Peach		25	3.4	27	3.9
803603	Orange		28	3.8	29	4.2
803602	Red		31	4.2	33	4.5
803601	Dk. Red		34	4.6	36	4.9
315314	White		37	2.8	38	2.9
315313	Lt. Green		42	4.3	44	4.7
315310	Green		46	5.2	48	5.7
315312	Dk. Green		49	7.9	51	8.8

**CONTOUR BACK-NOZZLES**



Copyright © 2024 Hunter Industries Inc. Hunter, the Hunter logo, and other marks are trademarks of Hunter Industries Inc., registered in the U.S. and certain other countries.

<https://hunterirrigation.com/tr/node/29021>  
122324