

## GT-884

These rotors have Total-Top-Serviceability, powerful G-800 Series gear drives, and the largest flange compartment in the industry to accommodate all two-way module components.

### ÖNEMLI AVANTAJLARI

- Adjustable model distinguished by a gray collar that comes factory set in a true full-circle configuration
- Extra-large, fast access flange compartment to accommodate full-size DBRY-6 Splice Connectors and an integrated PilotTwo-Way Module
- Solenoid and pressure regulator are serviceable without system depressurization
- Exclusive PressurePort™ Nozzle Technology optimizes incoming pressure at each nozzle to increase consistency and maximize distribution uniformity
- High-torque gear drive is the strongest in the industry to mitigate the challenges of debris infiltration
- Proprietary Filter Sentry™ Mechanism cleans the filter with every opening and closing cycle
- 



### OPERATING SPECIFICATIONS



















- Radius: 49' to 97'
- Flow: 14.2 to 58.5 GPM
- Pressure range: 50 to 100 PSI
- All TTS rotors are pressure rated at 150 PSI



### OPTIONS

- **C** - Check-O-Matic checks up to 25' in elevation change and readily converts to Normally Open Hydraulic with through the top connections
- **D** - Decoder Valve-in-Head with all "E" specifications below\*
- **DD** - Two-station Decoder Valve-in-Head with all "E" specifications below\*
- **E** - Electric Valve-in-Head with adjustable pressure regulation, on-off-auto selector, 190 mA (350 mA inrush) solenoid with captive plunger and internal downstream bleed

\*All DIH rotors include two 3M DBRY-6 splices for connection to the two-wire path.

# TTS-884 / G884 / G84B NOZZLE PERFORMANCE DATA\*

Nozzle			Pressure	Radius	Flow	Precip in/hr	
			PSI	ft	GPM	■	▲
Tan  803611	15 ° White	Gray  315317	50	49	14.2	0.57	0.66
			60	51	15.7	0.58	0.67
			65	52	16.4	0.58	0.67
			70	53	17.0	0.58	0.67
			80	55	18.2	0.58	0.67
Tan  803611	18 ° Orange	Gray  315317	50	56	17.2	0.53	0.61
			60	58	18.8	0.54	0.62
			65	59	19.7	0.54	0.63
			70	60	20.0	0.53	0.62
			80	61	21.2	0.55	0.63
Tan  803611	20 ° Brown	Gray  3153147	50	57	18.4	0.55	0.63
			60	59	20.3	0.56	0.65
			65	61	21.4	0.55	0.64
			70	63	21.6	0.52	0.60
			80	64	22.7	0.53	0.62
Tan  803611	23 ° Green	Lt. Blue  315311	50	63	21.6	0.52	0.60
			60	65	23.0	0.52	0.61
			65	66	24.0	0.53	0.61
			70	67	24.9	0.53	0.62
			80	68	26.6	0.55	0.64
Tan  803611	25 ° Blue	Lt. Blue  315311	65	71	28.6	0.55	0.63
			70	73	29.7	0.54	0.62
			80	74	31.7	0.56	0.64
			90	75	33.7	0.58	0.67
			100	77	35.8	0.58	0.67
Tan  803611	33 ° Grey	Lt. Blue  315311	65	74	30.9	0.54	0.63
			70	75	32.0	0.55	0.63
			80	77	34.2	0.56	0.64
			90	79	36.2	0.56	0.64
			100	81	38.2	0.56	0.65
Tan  803611	38 ° Red	Lt. Blue  315311	65	77	35.1	0.57	0.66
			70	79	36.6	0.56	0.65
			80	82	38.9	0.56	0.64
			90	84	41.3	0.56	0.65
			100	87	43.6	0.55	0.64
Tan  803611	43 ° Dk. Brown	Blue  315311	-	-	-	-	-
			70	83	41.3	0.58	0.67
			80	85	43.6	0.58	0.67
			90	87	46.3	0.59	0.68
			100	89	48.8	0.59	0.68
Dk. Brown  803610	48 ° Dk. Green	Dk. Blue  833500	-	-	-	-	-
			70	90	46.9	0.56	0.64
			80	92	48.9	0.56	0.64
			90	94	50.5	0.55	0.63

100	96	53.5	0.56	0.65			
Dk. Brown  803610	53 • <b>Dk. Blue</b>	Dk. Blue  833500	-	-	-	-	-
			70	91	49.8	0.58	0.67
			80	93	52.2	0.58	0.67
			90	95	55.5	0.59	0.68
			100	97	58.5	0.60	0.69

**Note:** Nozzle plug P/N 315300 installed in the front side of the nozzle housing.  
 \* Preliminary performance data.

Copyright © 2024 Hunter Industries Inc. Hunter, the Hunter logo, and other marks are trademarks of Hunter Industries Inc., registered in the U.S. and certain other countries.

<https://hunterirrigation.com/tr/node/85441>  
 122324